

# COFFEE TABLES





# CT 250

The **CT 250** provides genuine designer pieces for your living room. Experience a glass coffee table that features two table tops, thus providing ample storage. Its elegant gloss chrome or powder-coated frame perfectly encases the table tops. Simply combine it with the CT 250 ancillary table, a matching, higher companion for the coffee table. Its expressive frame repeats the round design shape of the table top, perfectly underlining it.



## List of versions

Model no.	Upper tabletop versions	Price group
151	Pure white lacquer	I
120	White lacquer	I
125	Grey lacquer	I
171	Silk grey lacquer	I
117	Natural oak	II
123	Core walnut	II
189	Optiwhite clear glass	II
190	Stained glass	II
145	Ceramic calacatta	III
146	Ceramic concrete	III
147	Ceramic pulpis	III
164	Ceramic zaha stone	III
165	Ceramic storm nero	III

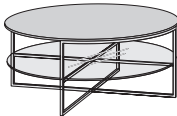


  

Model no.	Lower tabletop versions	Price group
189	Optiwhite clear glass	
190	Stained glass	

Model no.	Metal substructure versions	Price group
151	Pure white lacquer	I
120	White lacquer	I
125	Grey lacquer	I
171	Silk grey lacquer	I
664	Quartz structured lacquer	I
665	Anthracite structured lacquer	I
131	High-gloss chrome	II

## Coffee tables / ancillary table CT 250

<b>Coffee tables CT 250</b> 41.0 cm high; Ø 100 resp. 120 cm  Upper tabletop of wood (lacquer or veneer), glass or ceramic, lower tabletop of glass, substructure of lacquered metal or in high-gloss chrome	 Ø 100 cm		 Ø 120 cm		
		Table substructure in price group I	Table substructure in price group II	Table substructure in price group I	Table substructure in price group II
		<b>1050</b>	<b>1050</b>	<b>1250</b>	<b>1250</b>
	<b>Price gr.</b>	-	-	-	-
	I	I	I	I	
	II	II	II	II	
	III	III	III	III	
<b>Ancillary table CT 250</b> 48.0 cm high; Ø 60 cm  Tabletop of wood (lacquer or veneer), glass or ceramic, substructure of lacquered metal or in high-gloss chrome	 Ø 60 cm				
		Table substructure in price group I		Table substructure in price group II	
		<b>650</b>		<b>650</b>	
	<b>Price gr.</b>	-		-	
	I		I		
	II		II		
	III		III		

# CT 240

Soft curves meet clear edges - the coffee table **CT 240** perfectly combines the two forms. The rectangular tabletop and its glass counterpoint are supported by a frame that stands out due to its expressive arch. It seamlessly runs into the cover surface, presenting it elegantly. The lower glass top provides unobtrusive storage space and rounds of the design. An optional swing-out drawer adds an exciting, individual touch.

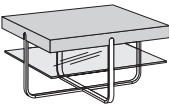
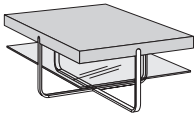
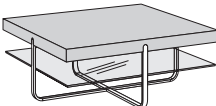
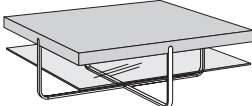


## List of versions

Model no.	Upper tabletop versions	Price group
151	Pure white lacquer	I
120	White lacquer	I
125	Grey lacquer	I
171	Silk grey lacquer	I
117	Natural oak	II
123	Core walnut	III
Model no.	Lower tabletop versions	
189	Optiwhite clear glass	
190	Stained glass	
Model no.	Metal substructure versions	Price group
151	Pure white lacquer	I
120	White lacquer	I
125	Grey lacquer	I
171	Silk grey lacquer	I
664	Quartz structured lacquer	I
665	Anthracite structured lacquer	I
131	High-gloss chrome	II

**Revolving drawer** only available in anthracite structured lacquer (model no. 665).

## Coffee tables CT 240

<p><b>Coffee tables CT 240</b> 41.0 cm high; optionally with revolving drawer</p> <p>Upper tabletop of wood (lacquer or veneer), lower tabletop of glass, substructure of lacquered metal or in high-gloss chrome</p>	 <p>75 x 75 cm</p>		 <p>75 x 120 cm</p>		
		Table substructure in price group I	Table substructure in price group II	Table substructure in price group I	Table substructure in price group II
	<b>Price gr.</b>	<b>7540</b>	<b>7540</b>	<b>7541</b>	<b>7541</b>
	I	-	-	-	-
	II	-	-	-	-
III	-	-	-	-	
<p><b>Revolving drawer for coffee tables</b></p> <p>The coffee tables can be optionally fitted with a revolving drawer against a surcharge.</p> <p>Revolving drawer only available in anthracite structured lacquer.</p> <p>Max. load of revolving drawer: 7 kg</p>	 <p>100 x 100 cm</p>		 <p>120 x 120 cm</p>		
		Table substructure in price group I	Table substructure in price group II	Table substructure in price group I	Table substructure in price group II
	<b>Price gr.</b>	<b>1040</b>	<b>1040</b>	<b>1240</b>	<b>1240</b>
	I	-	-	-	-
	II	-	-	-	-
III	-	-	-	-	
	for coffee table 75 x 75 cm and 75 x 120 cm	for coffee table 100 x 100 cm	for coffee table 120 x 120 cm		
	<b>75</b>	<b>100</b>	<b>120</b>		
	-	-	-		

# CT 230

A coffee table with a clear statement: the **CT 230** convinces with a straight-lined design in a confident manner – and is available in several sizes and versions. Outstanding combinations with a tabletop made of wood, lacquer or ceramic, an additional storage shelf made of glass and a substructure with an elegant metal powder coating are possible. A spacious drawer that is discreetly integrated into the table frame, offers further storage.

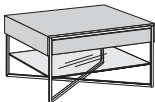
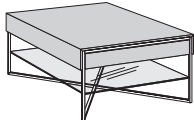
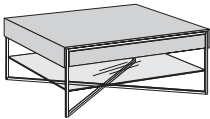
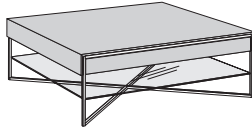


## List of versions

Model no.	Upper tabletop versions / upper side cover panel for ceramic versions	Price group
151	Pure white lacquer	I
120	White lacquer	I
125	Grey lacquer	I
171	Silk grey lacquer	I
117	Natural oak	II
123	Core walnut	III
145	Ceramic calacatta / Pure white lacquer	IV
146	Ceramic concrete / Silk grey lacquer	IV
147	Ceramic pulpis / Light brown lacquer	IV
164	Ceramic zaha stone / Light grey lacquer	IV
165	Ceramic storm nero / Grey lacquer	IV
Model no.	Lower tabletop versions	
189	Optiwhite clear glass	
190	Stained glass	
Model no.	Metal substructure versions	Price group
151	Pure white lacquer	I
120	White lacquer	I
125	Grey lacquer	I
171	Silk grey lacquer	I
664	Quartz structured lacquer	I
665	Anthracite structured lacquer	I
131	High-gloss chrome	II

**Upper side cover panel** always in the same version than the upper tabletop; exception: the upper side cover panel is matt lacquered for ceramic versions (see above).

## Coffee tables CT 230

<p><b>Coffee tables CT 230</b> 41.0 cm high; optionally with drawer</p> <p>Upper tabletop of wood (lacquer or veneer) or ceramic, lower tabletop of glass, substructure of lacquered metal or in high-gloss chrome</p>	 <p>75 x 75 cm</p>		 <p>75 x 120 cm</p>		
		Table substructure in price group I	Table substructure in price group II	Table substructure in price group I	Table substructure in price group II
	<b>Price gr.</b>	<b>7530</b>	<b>7530</b>	<b>7531</b>	<b>7531</b>
	I II III IV	- - - -	- - - -	- - - -	- - - -
<p><b>Drawer for coffee tables</b></p> <p>The coffee tables can be fitted with an optional drawer against a surcharge. The upper side cover panel will be replaced by a drawer in this case.</p> <p>Max. number of drawers: 1 drawer (for dimension 75 x 75 cm) resp. 2 drawers (for all other dimensions)</p>	 <p>100 x 100 cm</p>		 <p>120 x 120 cm</p>		
		Table substructure in price group I	Table substructure in price group II	Table substructure in price group I	Table substructure in price group II
	<b>Price gr.</b>	<b>1030</b>	<b>1030</b>	<b>1230</b>	<b>1230</b>
	I II III IV	- - - -	- - - -	- - - -	- - - -
	for coffee table 75 x 75 cm and 75 x 120 cm		for coffee table 100 x 100 cm	for coffee table 120 x 120 cm	
	<b>75</b>	<b>100</b>	<b>120</b>		
	-	-	-		

# CT 220

The diagonal millings of the **CT 220** create a dynamic overall look. The solid wooden versions natural oak and walnut highlight the natural yet elegant feel. Strong accents in anthracite structured lacquer provide an excellent contrast.

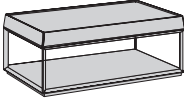
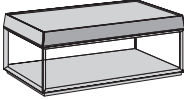


## List of versions

Model no.	Lower tabletop versions / Upper tabletop versions	Price group
117	Solid natural oak rough look / Natural oak rough look	I
123	Solid walnut / Core walnut	II

**Upper tabletop** is also available in anthracite structured lacquer (model no. 193). Please state clearly in the order!

## Coffee tables CT 220

<p><b>Coffee tables CT 220</b> 40.7 cm high; optionally with drawer</p> <p>Table substructure of metal, powder-coated anthracite</p>	 105.6 x 70.4 cm
<p>Price gr. I II</p>	<p><b>1020</b></p> <p>-</p> <p>-</p>
<p><b>Drawer for coffee tables</b></p> <p>The coffee tables can be fitted with an optional drawer against a surcharge.</p>	 105
	<p>-</p>

# CT 210

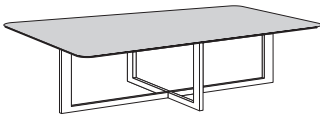


Soft curves characterise the classic yet extravagant design of the CT 210 coffee table: The solid table top is tapered towards the edge, instead of hard angles you will find soft transitions, providing a beautiful look and feel. With its solid quality, elegant materials, timeless design and convincing functionality, the CT 210 perfectly fits into any home.



## List of versions

Model no.	Tabletop versions
<b>186</b>	Solid oak natura
<b>187</b>	Solid oak anthracite
Model no.	Table substructure versions
<b>166</b>	Metal powder-coated antracite
<b>167</b>	Metal powder-coated quartz

## Coffee tables CT 210

<p><b>Coffee tables and ancillary table CT 210</b> 26.3; 36.5 or 46.8 cm high</p> <p>Tabletop of solid wood, substructure of powder-coated metal</p>	26.3 cm high	36.5 cm high
	 103.2 x 64.2 cm	 103.2 x 64.2 cm
	<b>944</b>	<b>945</b>
	46.8 cm high	
	 Ø 40 cm	
	<b>946</b>	

# CT 200

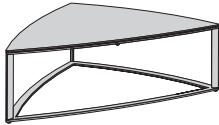
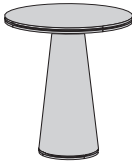
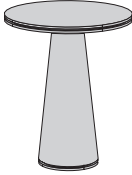
If you love clear lines and gentle curves, you will find your perfect companions in the tables from CT 200. They take up the organic form of the elliptical units in NAVIS but also cut an elegant figure as solo units or when combined with one another. The arches of the coffee tables in metal, glass and ceramics open up the space in front of the sofa rather than enclosing it.



### List of versions

Model no.	Tabletop versions	Price group
117	Natural oak	I
123	Core walnut	I
164	Ceramic zaha stone	II
165	Ceramic storm nero	II
142	Ceramic white	II
143	Ceramic grey	II
144	Ceramic black	II
145	Ceramic calacatta	II
147	Ceramic pulpis	II
146	Ceramic concrete	II
Model no.	Table substructure versions	
141	Powder-coated pure white	
166	Powder-coated anthracite	

## Coffee tables CT 200


<b>Coffee tables CT 200</b> 35.0; 42.0 or 49.0 cm high  Tabletop of wood or ceramic, substructure or column of powder-coated metal	35.0 cm high    108.7 x 100 cm	
	<b>Price gr.</b> I II	<b>911</b>  - -
	42.0 cm high    Ø 43 cm	49.0 cm high    Ø 43 cm
<b>Price gr.</b> I II	<b>944</b>  - -	<b>945</b>  - -

# CT 180

The CT 180 coffee table in sizes of 111 x 47.6 cm and 111 x 111 cm provides one or two drawers which are opened in opposite directions.



## List of versions

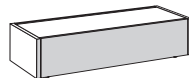
Model no.	Carcase and front	Price group	Changing versions:
648 695	Pure white lacquer Planked oak	I II	For CT 180 it is also possible to order tabletop, table carcass and drawer(s) in different versions. Please mark the changed colour parts in the order. When versions from different price groups are exchanged, the higher price group is always charged (except: changed versions of tabletop).
Model no.	Accent: Tabletop	 <b>Note:</b> The concrete grey accent colour version is only available for the tabletop.	
656	Concrete grey		

## Coffee tables CT 180



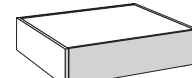
Tabletop of coffee table optionally available in **concrete grey** version (without surcharge). Please state clearly in the order!

Coffee tables CT 180  
on 1.8 cm high plinth  
adjusters;  
28.8 cm high



111 x 47.6 cm

1 drawer



111 x 111 cm

2 drawers

Price gr.  
I  
II

151

-

-

111

-

-



# CT 170

The CT 170 coffee table stands on arched supports of solid wood or metal in high-gloss chrome or matt chrome and is available in sizes of 70 x 70 cm and 120 x 70 cm. The CT 170 can be fitted with an optional drawer.



### List of versions

Model no.	Versions	Price group
800	Solid structured beech	I
801	Solid natural oak	II

## Coffee tables CT 170

<p><b>Coffee tables CT 170</b> 45.0 cm high</p> <p>Top shelf of wood, bottom shelf of clear glass</p> <p>Arched supports optionally in wood version, high-gloss chrome or matt chrome; <b>please state the required version clearly in the order!</b></p> <p>The coffee tables can be fitted with an optional drawer against a surcharge (see <b>Accessories!</b>)!</p>	 70 x 70 cm		 120 x 70 cm		
		Arched supports in wood version	Arched supports in high-gloss chrome or matt chrome	Arched supports in wood version	Arched supports in high-gloss chrome or matt chrome
	<b>Price gr.</b>	<b>771</b>	<b>771</b>	<b>171</b>	<b>171</b>
	-	-	-	-	
	-	-	-	-	

## Accessories for coffee table: drawer

<p><b>Drawer</b> with solid wood drawer front</p> <p>The coffee tables can be fitted with an optional drawer against a surcharge.</p>	Drawer for <b>70 cm</b> wide coffee table		Drawer for <b>120 cm</b> wide coffee table	
	<b>Price gr.</b>	<b>70</b>	<b>120</b>	
	-	-		
	-	-		

# CT 160

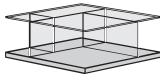
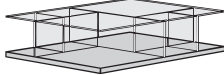




The CT 160 coffee table in sizes of 80 x 80 cm and 110 x 80 cm offers three different plinth versions. The bottom shelf is veneered, lacquered or in knotted wood, the top section is of glass, in one of four optional glass versions.



## List of versions bottom shelf


Model no.	Versions	Price group
648	Pure white lacquer	I
640	White lacquer	I
649	Wool white lacquer	I
644	Sand lacquer	I
642	Cocoa lacquer	I
641	Grey lacquer	I
682	Structured beech	II
685	Natural oak	III
692	Dark stained oak	III
680	Core walnut	III
693	Knotted oak	IV
694	Knotted core walnut	IV

## Coffee tables CT 160

<b>Coffee tables CT 160</b> 26.3 cm hoch (incl. 1.5 cm high plinth adjusters)  Top section of glass, optionally in one of the 4 types of glass, 22.0 cm high  Bottom shelf in lacquer, veneer or knotted wood	 80 x 80 cm				 110 x 80 cm				
	Price gr.	Clear glass	Stained glass	Bronzed glass	Optiwhite clear glass	Clear glass	Stained glass	Bronzed glass	Optiwhite clear glass
	I II III IV	8811	8813	8814	8812	1811	1813	1814	1812
<b>Coffee tables CT 160</b> 32.7 cm high (incl. 8.0 cm high castors)  See above for further description of coffee table CT 160!	 80 x 80 cm				 110 x 80 cm				
	Price gr.	Clear glass	Stained glass	Bronzed glass	Optiwhite clear glass	Clear glass	Stained glass	Bronzed glass	Optiwhite clear glass
	I II III IV	8821	8823	8824	8822	1821	1823	1824	1822
<b>Coffee tables CT 160</b> 35.0 cm high (incl. 10.3 cm high plinth in high-gloss chrome)  See above for further description of coffee table CT 160!	 80 x 80 cm				 110 x 80 cm				
	Price gr.	Clear glass	Stained glass	Bronzed glass	Optiwhite clear glass	Clear glass	Stained glass	Bronzed glass	Optiwhite clear glass
	I II III IV	8831	8833	8834	8832	1831	1833	1834	1832

# CT 110

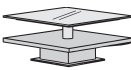
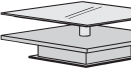
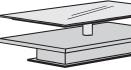
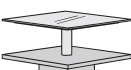
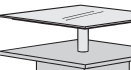
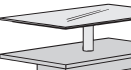
The CT 110 coffee table stands on a base plate made of stainless steel and a wooden plinth. The column is made of metal, anthracite powder-coated, while the top is in rear-lacquered glass. Three tables can also be adjusted in height using a manual device fitted under the glass top. The CT 110 is available in sizes of 70 x 70 cm, 90 x 90 cm and 120 x 70 cm.



### List of versions

Model no.	Versions
894	White lacquer
947	Sand lacquer
895	Natural oak
871	Core walnut

## Coffee tables CT 110

<p><b>Coffee tables CT 110</b> 35.0 cm high</p> <p>Base plate made of stainless steel; plinth and lower shelf veneer or lacquer; column of metal, anthracite powder-coated</p> <p>Glass top in rear-lacquered glass</p>	 70 x 70 cm		 90 x 90 cm		 120 x 70 cm	
	Top glass shelf: white rear-lacquered	Top glass shelf: black rear-lacquered	Top glass shelf: white rear-lacquered	Top glass shelf: black rear-lacquered	Top glass shelf: white rear-lacquered	Top glass shelf: black rear-lacquered
	<b>07111</b>	<b>07211</b>	<b>09111</b>	<b>09211</b>	<b>02111</b>	<b>02211</b>
	-	-	-	-	-	-
Top glass shelf: grey rear-lacquered	Top glass shelf: sand rear-lacquered	Top glass shelf: grey rear-lacquered	Top glass shelf: sand rear-lacquered	Top glass shelf: grey rear-lacquered	Top glass shelf: sand rear-lacquered	
<b>07511</b>	<b>07411</b>	<b>09511</b>	<b>09411</b>	<b>02511</b>	<b>02411</b>	
-	-	-	-	-	-	
<p><b>Coffee tables CT 110 adjustable in height to any setting from 40-55 cm</b> using handswitch below glass top</p> <p>Base plate made of stainless steel; plinth and lower shelf veneer or lacquer; column of metal, anthracite powder-coated</p> <p>Glass top in rear-lacquered glass</p>	 70 x 70 cm		 90 x 90 cm		 120 x 70 cm	
	Top glass shelf: white rear-lacquered	Top glass shelf: black rear-lacquered	Top glass shelf: white rear-lacquered	Top glass shelf: black rear-lacquered	Top glass shelf: white rear-lacquered	Top glass shelf: black rear-lacquered
	<b>07121</b>	<b>07221</b>	<b>09121</b>	<b>09221</b>	<b>02121</b>	<b>02221</b>
	-	-	-	-	-	-
Top glass shelf: grey rear-lacquered	Top glass shelf: sand rear-lacquered	Top glass shelf: grey rear-lacquered	Top glass shelf: sand rear-lacquered	Top glass shelf: grey rear-lacquered	Top glass shelf: sand rear-lacquered	
<b>07521</b>	<b>07421</b>	<b>09521</b>	<b>09421</b>	<b>02521</b>	<b>02421</b>	
-	-	-	-	-	-	

# CT 90

The CT 90 coffee table is available in many different versions and in sizes of 80 x 80 cm and 110 x 110 cm. The top glass surface is rear-lacquered, the lower surface in matt lacquer. The CT 90 is also fitted with an optional veneered revolving drawer – optionally with LED lamp – in a number of different versions.



## List of versions bottom shelf

Model no.	Versions
901	Black lacquer
902	White lacquer
905	Sand lacquer
906	Grey lacquer
908	Silk grey lacquer

**Please note:** Please state the model no. for the required version of the lower surface in your order. If no details are stated in the order, the lower surface is delivered in the same colour as the top glass surface!

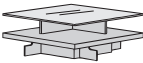

## Coffee tables CT 90

### Coffee tables CT 90 without revolving drawer



32.0 cm high

Top surface of rear-lacquered glass; bottom surface in matt lacquer (see list of versions)



On plinth frame, high-gloss chrome

		without revolving drawer									
		 80 x 80 cm					 110 x 110 cm				
without revolving drawer		Top glass surface rear-lacquered in:					Top glass surface rear-lacquered in:				
		black	white	sand	grey	silk grey	black	white	sand	grey	silk grey
		0819	0829	0859	0869	0889	0119	0129	0159	0169	0189
		-	-	-	-	-	-	-	-	-	-

## Coffee tables CT 90

Coffee tables CT 90 with 1 revolving drawer 32.0 cm high							See previous page for further description of coffee table CT 90!				
Revolving drawer in veneer Max. load of revolving drawer: 7 kg											
		<b>with 1 revolving drawer</b>									
		 80 x 80 cm					 110 x 110 cm				
with 1 revolving drawer in:		Top glass surface rear-lacquered in:					Top glass surface rear-lacquered in:				
		black	white	sand	grey	silk grey	black	white	sand	grey	silk grey
Structured beech		<b>08192</b> -	<b>08292</b> -	<b>08592</b> -	<b>08692</b> -	<b>08892</b> -	<b>01192</b> -	<b>01292</b> -	<b>01592</b> -	<b>01692</b> -	<b>01892</b> -
Natural oak		<b>08194</b> -	<b>08294</b> -	<b>08594</b> -	<b>08694</b> -	<b>08894</b> -	<b>01194</b> -	<b>01294</b> -	<b>01594</b> -	<b>01694</b> -	<b>01894</b> -
Walnut		<b>08191</b> -	<b>08291</b> -	<b>08591</b> -	<b>08691</b> -	<b>08891</b> -	<b>01191</b> -	<b>01291</b> -	<b>01591</b> -	<b>01691</b> -	<b>01891</b> -
Core walnut		<b>08195</b> -	<b>08295</b> -	<b>08595</b> -	<b>08695</b> -	<b>08895</b> -	<b>01195</b> -	<b>01295</b> -	<b>01595</b> -	<b>01695</b> -	<b>01895</b> -

Coffee tables CT 90 with 1 revolving drawer incl. LED lamps 32.0 cm high							See previous page for further description of coffee table CT 90!				
LED lamps, 7.5 V, 1.0 W operated by standard AAA 1.5 V batteries supplied (rechargeable batteries not possible); with automatic switch when revolving drawer is swung out.											
This type of luminaire is exempted from obligatory labelling in accordance with EU-VO 874/2012 guidelines (Reason: battery-operated and/or < 30 Lumen).											

		<b>with 1 revolving drawer incl. LED lamps</b>									
		 80 x 80 cm					 110 x 110 cm				
with 1 revolving drawer in:		Top glass surface rear-lacquered in:					Top glass surface rear-lacquered in:				
		black	white	sand	grey	silk grey	black	white	sand	grey	silk grey
Structured beech		<b>18192</b> -	<b>18292</b> -	<b>18592</b> -	<b>18692</b> -	<b>18892</b> -	<b>11192</b> -	<b>11292</b> -	<b>11592</b> -	<b>11692</b> -	<b>11892</b> -
Natural oak		<b>18194</b> -	<b>18294</b> -	<b>18594</b> -	<b>18694</b> -	<b>18894</b> -	<b>11194</b> -	<b>11294</b> -	<b>11594</b> -	<b>11694</b> -	<b>11894</b> -
Walnut		<b>18191</b> -	<b>18291</b> -	<b>18591</b> -	<b>18691</b> -	<b>18891</b> -	<b>11191</b> -	<b>11291</b> -	<b>11591</b> -	<b>11691</b> -	<b>11891</b> -
Core walnut		<b>18195</b> -	<b>18295</b> -	<b>18595</b> 1.026,00	<b>18695</b> -	<b>18895</b> -	<b>11195</b> -	<b>11295</b> -	<b>11595</b> -	<b>11695</b> -	<b>11895</b> -

# CT 10

The CT 10 coffee table is a modern classic on light bronze coloured legs. A great number of versions and dimensions can be chosen for the sub-structure as well as the top and bottom shelf.



## List of versions

Model no.	Versions	Price group
985	White lacquer	I
987	Beech	I
942	Structured beech	I
971	Natural oak	I
946	Core walnut	III

## Coffee tables CT 10

<b>Coffee tables CT 10</b> 45.0 cm high  Top surface optionally in lacquer, veneer, clear glass, satinised glass, stained glass or rear-lacquered glass  Bottom shelf in lacquer or veneer  on light bronze coloured legs	 70 x 70 cm			 90 x 90 cm			 120 x 70 cm					
	with wooden surface			with wooden surface			with wooden surface					
	<b>Price gr.</b> I III	<b>0711</b>			<b>0911</b>			<b>01211</b>				
		-			-			-				
	 70 x 70 cm			 90 x 90 cm			 120 x 70 cm					
	<b>Price gr.</b> I III	with rear-lacq. glass surface, white	with rear-lacq. glass surface, sand	with rear-lacq. glass surface, grey	with rear-lacq. glass surface, white	with rear-lacq. glass surface, sand	with rear-lacq. glass surface, grey	with rear-lacq. glass surface, white	with rear-lacq. glass surface, sand	with rear-lacq. glass surface, grey		
		<b>07119</b>	<b>07118</b>	<b>07117</b>	<b>09119</b>	<b>09118</b>	<b>09117</b>	<b>012119</b>	<b>012118</b>	<b>012117</b>		
	-			-			-			-		
	 70 x 70 cm			 90 x 90 cm			 120 x 70 cm					
	<b>Price gr.</b> I III	with clear glass surface	with sat. glass surface	with stained glass surface	with clear glass surface	with sat. glass surface	with stained glass surface	with clear glass surface	with sat. glass surface	with stained glass surface		
<b>076</b>		<b>077</b>	<b>078</b>	<b>096</b>	<b>097</b>	<b>098</b>	<b>0126</b>	<b>0127</b>	<b>0128</b>			
-			-			-			-			

Ancillary tables, bed shelf

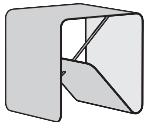

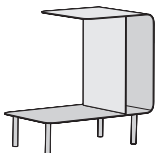



List of versions

Model no.	Versions	Price group
668	Quartz lacquer	I
669	Anthracite lacquer	I
670	Oxide lacquer	I
671	Bronze lacquer	I
646	Cream lacquer	I

Ancillary tables and bed shelf of lacquered metal

Ancillary tables, bed shelf

<p><b>Ancillary tables, bed shelf</b> Ancillary tables and bed shelf of metal; only available in one of the special lacquer versions (see list of versions)</p>	<p><b>Ancillary table BB 01</b></p>  <p>Height x Width x Depth 42.5 x 42.5 x 40</p>	<p><b>Ancillary table BB 02</b></p>  <p>50 x 43.5 x 41</p>
	<p>50</p> <p>-</p>	<p>51</p> <p>-</p>
	<p><b>Ancillary table BB 03</b></p>  <p>Height x Width x Depth 52.1 x 51.5 x 32</p>	<p><b>Bed shelf BB 04</b></p>  <p>20.3 x 13.3 x 32</p>
	<p>52</p> <p>-</p>	<p>53</p> <p>-</p>

## Your Hotline to hülsta

Do you have any questions or require any alterations to your order confirmation?  
Do you have any questions on our products or your current order?  
Do you have any complaints about supplied goods or required replacement parts?  
Contact Telephone: +49 (0) 2563 / 86-1627 • email: orders@huelsta.com

Do you have any questions, suggestions or wishes for the **hülsta product seminars**?  
Contact Telephone: +49 (0) 2563 / 86-1493 • email: produktschulungen@huelsta.de

## hülsta Planning Service

Lots to do? A customer wants his project finished and you haven't got enough time? Or the project is so complex that it will take too much time?

This is exactly the kind of situation we created the hülsta Planning Service for. hülsta's employees create the required project for you at short notice. Based on your information, we implement the project perfectly with all views and a complete order list ready for immediate forwarding to the customer.

The hülsta check list (available at <https://www.huelsta.com/einrichtungsberatung/>) makes it all really easy for you. You won't forget anything with this list and the customer receives a project he will be thrilled about as quickly as possible.

**hülsta Planning Service**  
Tel.: +49 (0) 2563 / 86-1060  
Fax: +49 (0) 2563 / 86-1000  
Mail: Planungsservice-Handel@huelsta.de  
Workdays from 8.00 a.m. until 6.00 p.m.

## Special wishes? Come to us!

**Maximum individuality! – Maximal flexibility! – hülsta makes most of your special wishes possible.** And if you do have a wish which is not quite so easy to implement, just give us a call or send us a mail or a fax. We have our own hülsta "Special Wishes Team" who are there to help you realise just these customer requests. These colleagues are professionals when it comes to special products. They plan and calculate the products possible for you and even develop an alternative suggestion if the idea should turn out to be technically impossible.

**Here is an overview of the hülsta range of special wishes:**

- A lot of special products can be ordered simply via the type list
- Special-sized products are planned simply and professionally
- Competent colleagues advise you by phone, by fax and by mail
- You will be sent alternative suggestions if the idea is technically impossible
- Many special-sized products are available without a surcharge
- Specially qualified carpenters and technicians implement your plans perfectly

**hülsta Special Wishes Team**  
Tel.: +49 (0) 2563 / 86-1060  
Fax: +49 (0) 2563 / 86-1417  
Mail: Sonderwunsch@huelsta.com

## We are open Saturdays for you, too!

Our **Saturday hotline** is available at the following times and periods:

- **15th April – 15th September** from **10.00 a.m. until 4.00 p.m.**
- **16th September – 14th April** from **10.00 a.m. until 6.00 p.m.**

Telephone: +49 (0) 2563 / 86-1800

On **working days** the hülsta Sales Department is available all day from **8.00 a.m. until 6.00 p.m.**

## hülsta COUCHTISCHE

Stand: E 12. 2019

Design and concept legally protected, subject to error and alterations to construction, colour and materials by way of technological progress.

hülsta-werke · Karl-Hüls-Straße 1 · D-48703 Stadthorn  
Tel. +49 (0) 2563 / 86-0 · Fax +49 (0) 2563 / 86-1000  
[www.huelsta.com](http://www.huelsta.com)

**hülsta** 