



***now!*** wardrobes  
by hülsta



5/18  
E

[www.now.huelsta.com](http://www.now.huelsta.com)

● ● ● made in germany

Made for one another: The now! basic bedroom combined with now! for you creates a feel-good area. A chest of drawers and wall-mounted units match the bed and wardrobe. Accent units add a touch of light-heartedness to the plain wardrobe fronts.

## Planning notes

### Lists of versions

#### Wardrobe exterior carcass versions

Snow white

#### Wardrobe front versions

Pure white lacquer

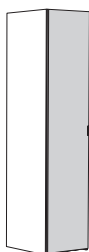
Wardrobe interior carcass in standard snow white

- All fronts with a gentle closing
- Since 1996, we are entitled to label all of our modular furniture and base frames with the strictly regulated "Blue Angel", which awards products that are low in emissions and especially environmentally friendly.
- **Important note:** Because orders are read automatically, the correct type number for the required unit must be stated in the order. Please be sure to remember this in the order!



## Planning a wardrobe

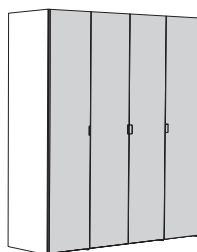
### Planning step 1



**Choice of basic unit**  
in the required width

Please note: 1 basic unit is required for each wardrobe project.

### Planning step 2



**Choice of extension units**  
in the required width

Please note: As many extension units as required can be included.

### Planning step 3

**Choice of optional accessories**  
such as:

- Further fitted shelves
- Clothes rods

Please be sure to see the “now! general“ chapter on the following subjects:

- Important notes on including lighting
- Remote control unit for LED lamps
- IR repeater set for lowboards
- Flatscreen TV sizes overview
- Flap hinge
- Wall units
- Maximum loads
- Quality of walls / assembly instructions

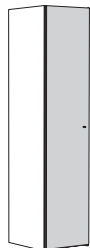
## Type list



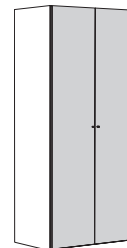
● ● ● made in germany

### Basic units

Standard interior fittings  
per unit: 1 fitted shelf,  
1 clothes rod



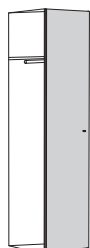
L



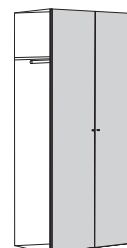
Article	Wardrobe basic units	
H x W x D in cm	225.4 x 51.9 x 61	225.4 x 101.9 x 61
Order no.	Order no.	Order no.
Carcase snow white, front pure white lacquer	365113 L / 365123 R	36113

### Extension units

Standard interior fittings  
per unit: 1 fitted shelf,  
1 clothes rod



L



Article	Wardrobe extension units	
H x W x D in cm	225.4 x 50 x 61	225.4 x 100 x 61
Order no.	Order no.	Order no.
Carcase snow white, front pure white lacquer	365103 L / 365203 R	36103

### Accessories for wardrobe: fitted shelf, clothes rod



Article	Fitted shelf		Clothes rod	
	H x W x D in cm	Order no.	H x W x D in cm	Order no.
Snow white	1.9 x 48.0 x 55.9	365	1.9 x 98.0 x 55.9	360
			3.0 x 48.0 x 1.5	375
			3.0 x 98.0 x 1.5	370



# E now! flexx EVERYTHING NEAT AND TIDY.

Looks great from the outside - but wait till you see what's inside! Things have changed a lot when it comes to the good old wardrobe. now! flexx has as many practical features, compartments and possibilities to offer as you have wishes to fulfil. And this applies to the format, too, because you can choose from different widths and two heights; you have options of hinge-door units or units completely without doors, and a lot of beautiful surface versions. Thanks to the different heights there are no limits to your creativity and even the walk-in wardrobe has become a living room dream that you can realise. The wardrobe units from now! flexx match all the other now! ranges - and accents, frames and lamps make now! flexx just perfect.



## Planning notes

### Lists of versions

#### Wardrobe exterior carcass versions

**Price group I**  
White lacquer  
Grey lacquer  
**Price group II**  
Natural oak  
Core walnut

Wardrobe interior carcass in standard white lacquer

#### Wardrobe front versions

**Price group I**  
White lacquer  
Grey lacquer  
**Price group II**  
High-gloss white lacquer  
High-gloss grey lacquer  
High-gloss sand lacquer  
**Price group II**  
Natural oak  
Core walnut

#### Door with accent and open compartment versions

**Price group I**  
White lacquer  
Grey lacquer  
**Price group II**  
Natural oak  
Core walnut

#### Knob versions

**Standard version**  
Stainless steel  
**optionally available in:**  
White lacquer  
Sand lacquer  
Grey lacquer  
Natural oak  
Core walnut

- **hülsta-MagicClose:** All wooden hinge-doors with hülsta-MagicClose (gentle closing)
- **hülsta-SoftFlow:** All drawers with auto pull-in feature with brake as fully pull-out units
- Since 1996, we are entitled to label all of our modular furniture and base frames with the strictly regulated "Blue Angel", which awards products that are low in emissions and especially environmentally friendly.

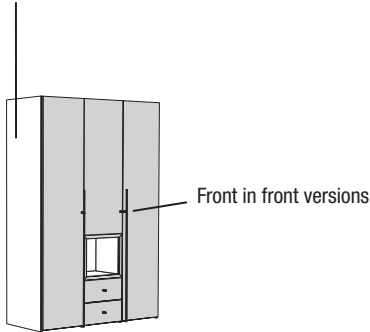


Doors and drawers are supplied in a standard version with knobs of stainless steel. Knobs in one of the versions listed above are also possible as an alternative (without surcharge). Please state the required version clearly in the order!

## Planning notes

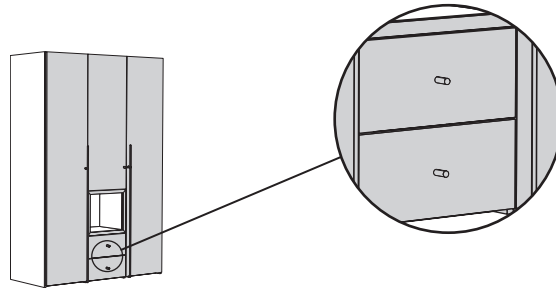
### Wardrobe

Carcase in wardrobe exterior carcase versions;  
wardrobe interior carcase in standard white lacquer



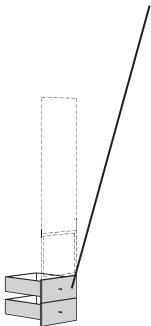
### Knobs

Knobs in knob versions



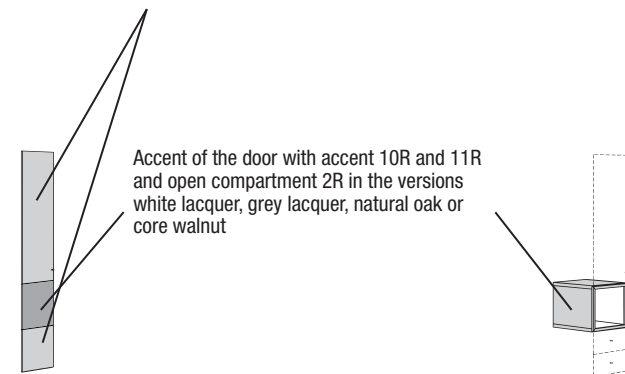
### Drawers 2R

Drawers 2R in all versions (white lacquer, grey lacquer, high-gloss white lacquer, high-gloss grey lacquer, high-gloss sand lacquer, natural oak or core walnut); changing versions within the drawer fronts are possible.



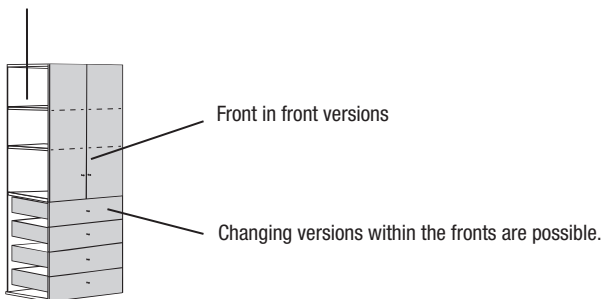
### Door with accent 10R and 11R and open compartment 2R

Top and bottom section of the door with accent 10R and 11R in all front versions



### Intermediate units

Carcase in wardrobe exterior carcase versions;  
wardrobe interior carcase in standard white lacquer



### Changing versions:

In now! flexx colour combinations within individual units are possible. In this case please state the versions clearly and separately in the order! If versions from different price groups are exchanged, the higher price group is always charged. **Please state all the versions clearly in the order!**

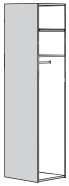
Please be sure to see the “now! general“ chapter on the following subjects:

- Important notes on including lighting
- Remote control unit for LED lamps
- IR repeater set for lowboards
- Flatscreen TV sizes overview
- Flap hinge
- Wall units
- Maximum loads
- Quality of walls / assembly instructions

## Planning notes

### Planning a wardrobe

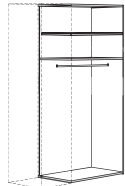
#### Planning step 1



**Choice of basic unit**  
in the required version as well as height and width

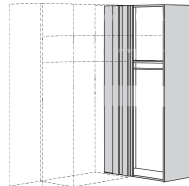
Please note: 1 basic unit is required for each wardrobe project.

#### Planning step 2



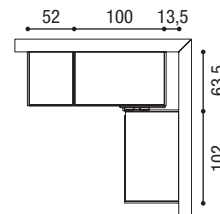
**Choice of extension units**  
in the required version and width

Please note: As many extension units as required can be included.



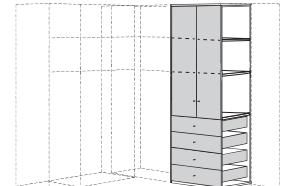
**Choice of optional corner extension unit**  
in the required version

Please note: 1 door must be ordered for the corner extension unit.



**Sketch of a combination with a corner extension unit**

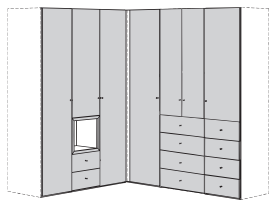
Please remember the dimensions when planning!



**Choice of optional intermediate units**  
in the required version


Note: Only suitable as an intermediate unit (between two wardrobe units). Two intermediate units can also be placed adjacently to one another.

#### Planning step 3

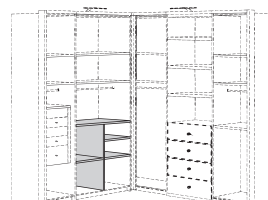


**Choice of front(s)**  
in the required version und height

Please note: If several fronts are fitted on top of one another, their individual heights must amount to 10R (for 225.4 cm height) or 11R (for 247.8 cm height).



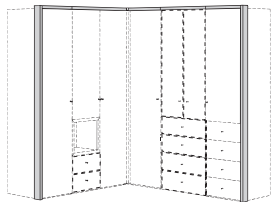
If different fronts meet at a particular height, such as the set of 2 drawers, the 2 Raster open compartment or doors, linen shelves must be fitted at this position. In the case of a set of 2 drawers, it is not necessary to fit a linen shelf between these drawers.



If 39.6 (or 49.6) cm wide units, such as the 2 Raster open compartment or doors, are included in a 82/80 (or 102/100) cm wide wardrobe unit, a partition incl. cover shelf must be included.

## Planning optional accessories: passepartout - lamps - inside fittings - knobs/rod handle/handle grip

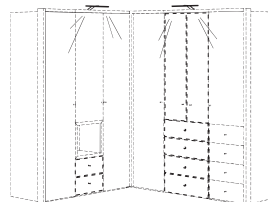
### Planning step 4



#### Choice of matching passepartout in the required version

Please note: Vertical passepartout can only be fitted in combination with the horizontal passepartout.

### Planning step 5

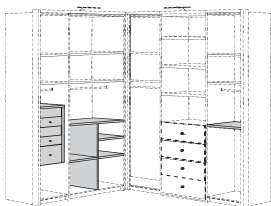


#### Choice of lamps

- such as:
- Top LED lamp
  - LED light strip for open compartment
  - LED lamps for passepartout

Please note: Remote control for LED lamps is possible, see "now! general" chapter!

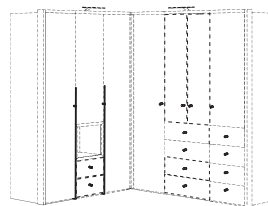
### Planning step 6



#### Choice of interior fittings

- such as:
- Linen and intermediate shelves
  - Sets of drawers
  - Further accessories such as trouser or tie holders

### Planning step 7



#### Choice of knobs/rod handle/handle grip

in the required version

Please note: Doors and drawers are supplied in a standard version with knobs of stainless steel. Alternative knobs in other versions are possible (without surcharge; see the first introductory page). Please state the required version clearly in the order!

The rod handle and handle grip can only be fitted on 10R and 11R high wardrobe doors (against a surcharge)!

# E

## Changing versions:

In now! flexx colour combinations within individual units are possible. In this case please state the versions clearly and separately in the order! If versions from different price groups are exchanged, the higher price group is always charged. **Please state all the versions clearly in the order!**

## Knob versions

Doors and drawers are supplied in a standard version with knobs of stainless steel. Knobs in another version are also possible as an alternative (without surcharge). **Please state the required version clearly in the order!**

## Special combination

Special combinations are arrangements that are reduced in price. This price advantage is only available when the arrangement is ordered exactly as described. The special combinations can be enhanced by including accessories. These are charged extra.

If versions from different price groups are exchanged, the higher price group is always charged.

**Please state all the versions clearly in the order!**

**ADVANTAGE!**

### Lists of versions for wardrobe:

For more information on the wardrobe see the following pages!

### Wardrobe exterior carcass versions

**Price group I**  
White lacquer  
Grey lacquer  
**Price group II**  
Natural oak  
Core walnut

Wardrobe interior carcass in standard white lacquer

### Wardrobe front versions

**Price group I**  
White lacquer  
Grey lacquer  
High-gloss white lacquer  
High-gloss grey lacquer  
High-gloss sand lacquer  
**Price group II**  
Natural oak  
Core walnut

### Lists of versions for bed:

For more information on the bed see the **now!** sleeping chapter!

### Bed frame versions

**Price group I**  
White lacquer  
Grey lacquer  
Natural oak  
Core walnut

### Upholstered headboard C versions

Smooth fabric light grey  
Smooth fabric almond white  
Smooth fabric smoked quartz

### Lists of versions for ancillary table:

For more information on the ancillary table see the **now!** coffee tables chapter!

### Substructure versions

Metal powder-coated white  
Metal powder-coated grey

### Tabletop versions

**Price group I**  
White lacquer  
Grey lacquer  
Petrol lacquer  
Teal blue lacquer  
Natural oak  
Core walnut

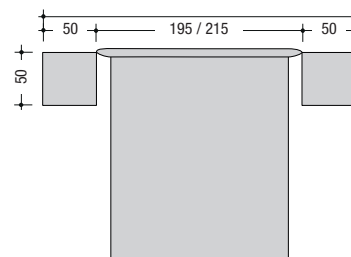
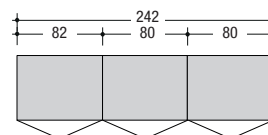
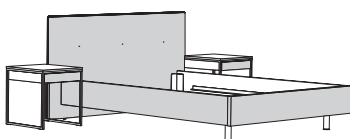
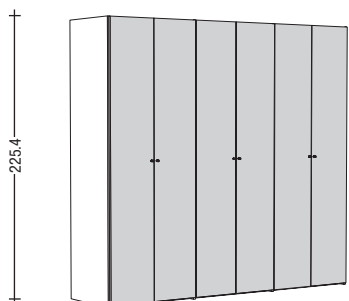
### Drawer versions

**Price group I**  
White lacquer  
Grey lacquer

## Special combination consisting of:

- 6-door hinge-door wardrobe, 225.4 cm high, 242 cm wide (now! wardrobes: now! flexx)
- Bed with upholstered headboard C, optionally 160 or 180 cm wide (now! sleeping: now! time)
- Two ancillary tables CT 17-2, 50 cm wide, incl. drawer (now! coffee tables)

**Please state all the versions clearly in the order!**



Article	Special combination	
Bed inside width	160	180
Order no.	996099	998099
Price group I	-	-
Price group II	-	-



**Changing versions:**

In now! flexx colour combinations within individual units are possible. In this case please state the versions clearly and separately in the order! **Please state all the versions clearly in the order!**

**Knob versions**

Doors are supplied in a standard version with knobs of stainless steel. Alternative knobs in white lacquer or grey lacquer are possible (without surcharge). **Please state the required version clearly in the order!**

Type list



● ● ● made in germany

**Special combinations 10R (225.4 cm high)**

Special combinations are arrangements that are reduced in price. This price advantage is only available when the arrangement is ordered exactly as described. The special combinations can be enhanced by including accessories. These are charged extra.

**Wardrobe exterior carcass and wardrobe front are only available in the white lacquer or grey lacquer versions.**

**Please state all the versions clearly in the order!**

**ADVANTAGE!**

**Lists of versions for wardrobe:**

For more information on the wardrobe see the following pages!

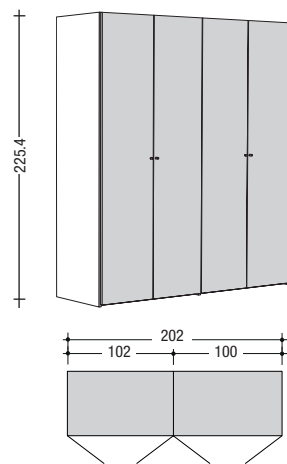
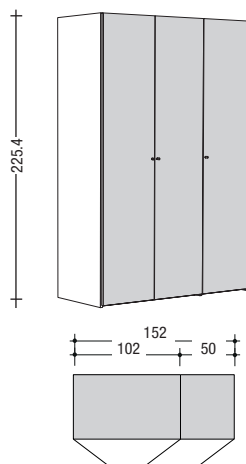
**Wardrobe exterior carcass versions**

**Price group I**  
White lacquer  
Grey lacquer

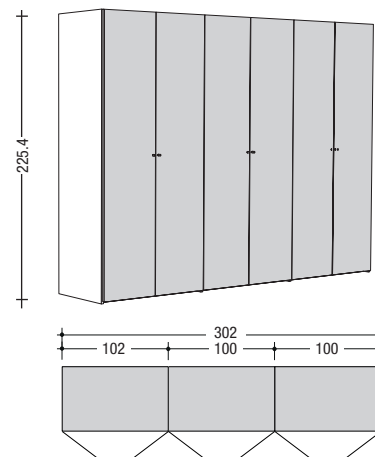
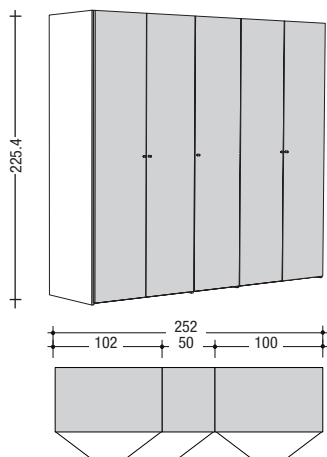
Wardrobe interior carcass in standard white lacquer

**Wardrobe front versions**

**Price group I**  
White lacquer  
Grey lacquer



Article	Special combination	Special combination
Wardrobe width	152	202
Order no.	990001 (as illustrated) / 991001 (vice versa)	990003
Price group I	-	-
Price group II	-	-



Article	Special combination	Special combination
Wardrobe width	252	302
Order no.	990004	990005
Price group I	-	-
Price group II	-	-

# E

## Wardrobe exterior carcass versions

**Price group I**  
White lacquer  
Grey lacquer  
**Price group II**  
Natural oak  
Core walnut

Wardrobe interior carcass in standard white lacquer

## Wardrobe front versions

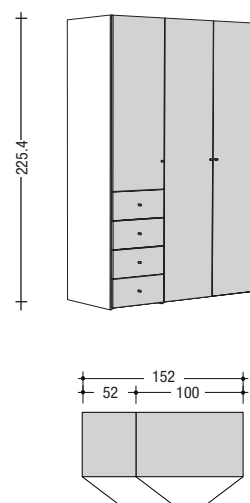
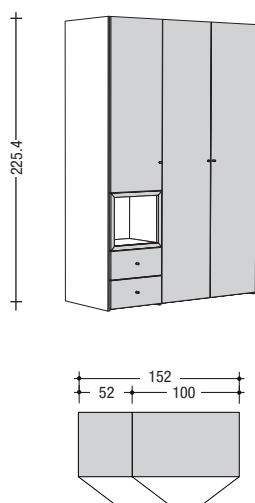
**Price group I**  
White lacquer  
Grey lacquer  
High-gloss white lacquer  
High-gloss grey lacquer  
High-gloss sand lacquer  
**Price group II**  
Natural oak  
Core walnut

## Door with accent and open compartment versions

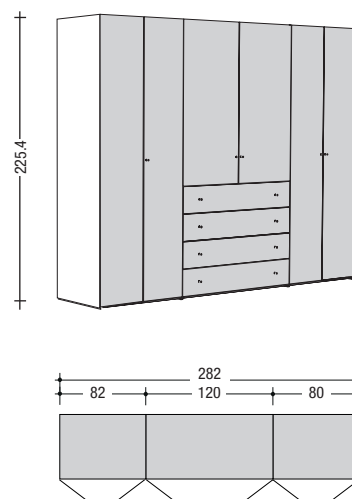
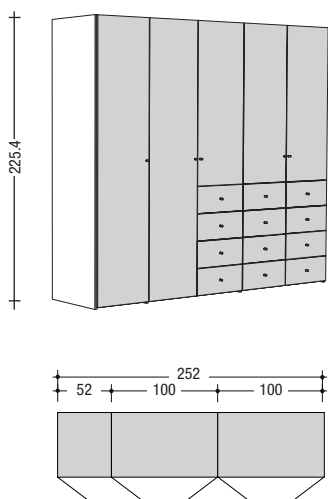
**Price group I**  
White lacquer  
Grey lacquer  
**Price group II**  
Natural oak  
Core walnut

### Suggested combinations 10R (225.4 cm high)

As an alternative to planning an individual unit from the complete range there is the possibility of choosing from specially suggested combinations. This eases planning. Incorporating accessories can enhance the suggested combinations. These are charged extra.



Article	Suggested combination	Suggested combination
Wardrobe width	152	152
Order no.	980507 (as illustrated) / 981507 (vice versa)	980508 (as illustrated) / 981508 (vice versa)
Price group I	-	-
Price group II	-	-



Article	Suggested combination	Suggested combination
Wardrobe width	252	282
Order no.	980505 (as illustrated) / 981505 (vice versa)	980501
Price group I	-	-
Price group II	-	-

**Changing versions:**

In now! flexx colour combinations within individual units are possible. In this case please state the versions clearly and separately in the order! If versions from different price groups are exchanged, the higher price group is always charged. **Please state all the versions clearly in the order!**

**Knob versions**

Doors and drawers are supplied in a standard version with knobs of stainless steel. Knobs in another version are also possible as an alternative (without surcharge). **Please state the required version clearly in the order!**

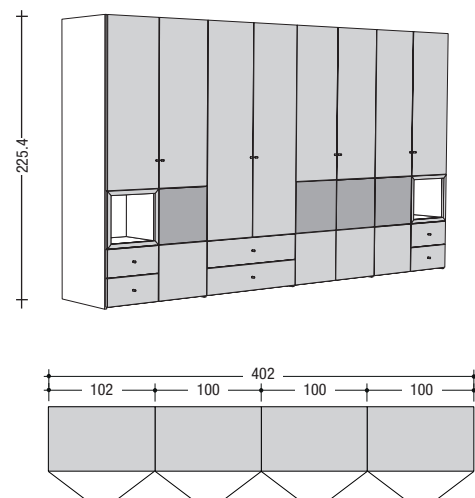
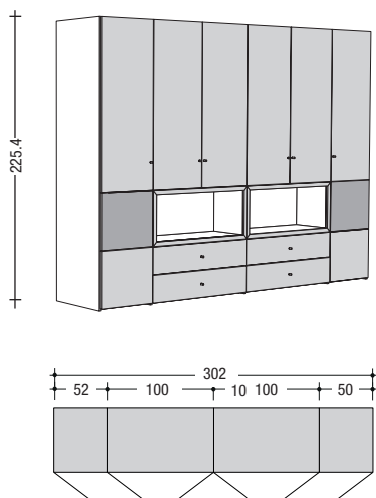
**Type list**



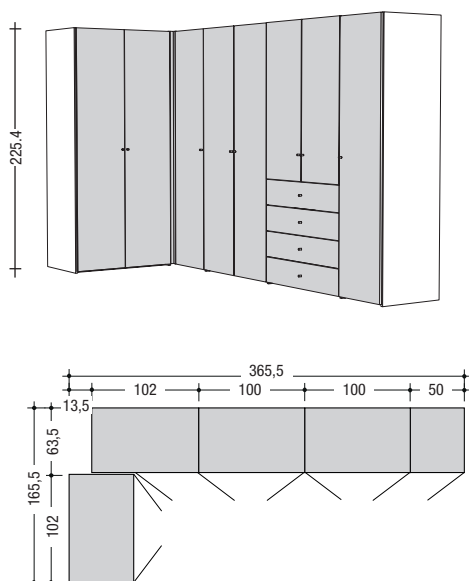
● ● ● made in germany

**Suggested combinations 10R (225.4 cm high)**

As an alternative to planning an individual unit from the complete range there is the possibility of choosing from specially suggested combinations. This eases planning. Incorporating accessories can enhance the suggested combinations. These are charged extra.



Article	Suggested combination	Suggested combination
Wardrobe width	302	402
Order no.	<b>980502</b>	<b>980506 (as illustrated) / 981506 (vice versa)</b>
Price group I	-	-
Price group II	-	-



Article	Suggested combination
Wardrobe width	165.5 x 365.5
Order no.	<b>980503 (as illustrated) / 981503 (vice versa)</b>
Price group I	-
Price group II	-

# E

## Wardrobe system 225.4 cm high

(247.8 cm high wardrobes:  
see following double page)

For each project please re-  
member to leave a 2.0 cm  
gap to the ceiling and at the  
side for assembly!

## Wardrobe exterior carcass versions

**Price group I**  
White lacquer  
Grey lacquer  
**Price group II**  
Natural oak  
Core walnut

Wardrobe interior carcass in  
standard white lacquer

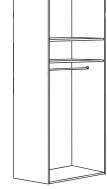
## Wardrobe front versions

**Price group I**  
White lacquer  
Grey lacquer  
High-gloss white lacquer  
High-gloss grey lacquer  
High-gloss sand lacquer  
**Price group II**  
Natural oak  
Core walnut

## Wardrobe basic units 10R

225.4 cm high

Standard interior fittings  
per unit: 2 fitted shelves,  
1 clothes rod



Article	Wardrobe basic units			
H x W x D in cm	225.4 x 42 x 59	225.4 x 52 x 59	225.4 x 82 x 59	225.4 x 102 x 59
Order no.	7402	7502	7702	7102
Price group I	-	-	-	-
Price group II	-	-	-	-

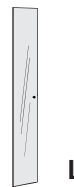
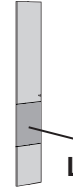
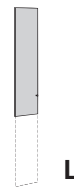
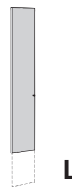
## Doors for units 10R

39.6 cm wide

If several fronts are fitted on top of one another,  
their individual heights must amount to 10R!

Door in all front versions,  
accent in all accent  
versions possible.

Mirror on white  
lacquered base plate



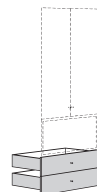
Classification of the door with  
accent in price group I or II  
depends on the chosen  
version for the door and not  
on the chosen version for  
the accent!



Article	Door 10R	Door 8R	Door 6R	Door with accent 10R	Mirror door 10R
H x W x D in cm	223.6 x 39.6 x 2	178.8 x 39.6 x 2	134.0 x 39.6 x 2	223.6 x 39.6 x 2	223.6 x 39.6 x 2
Order no.	Order no. as illustr. / vice-versa 74101 / 74102	Order no. as illustr. / vice-versa 74081 / 74082	Order no. as illustr. / vice-versa 74061 / 74062	Order no. as illustr. / vice-versa 74151 / 74152	Order no. as illustr. / vice-versa 74301 / 74302
Price group I	-	-	-	-	-
Price group II	-	-	-	-	-

## Drawer sets for units 10R

Drawers in all versions possible. Changing versions within the drawer fronts are possible. Please state all the versions clearly in the order!  
If versions from different price groups are exchanged, the higher price group is always charged.  
A linen shelf must be included as the top end unit

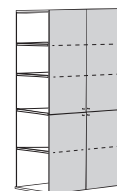


Article	Set of 2 drawers 2R			
H x W x D in cm	44.4 x 39.6 x 52	44.4 x 49.6 x 52	44.4 x 79.6 x 52	44.4 x 99.6 x 52
Order no.	7246	7255	7286	7295
Price group I	-	-	-	-
Price group II	-	-	-	-

## Intermediate units 10R

225.4 cm high

Only suitable as an intermediate unit (between two wardrobe units). Two intermediate units can also be placed adjacently to one another. Changing versions within the fronts are possible. Please state all the versions clearly in the order! If versions from different price groups are exchanged, the higher price group is always charged.



Article	Intermediate unit E	Intermediate unit F	Intermediate unit G	Intermediate unit H
H x W x D in cm	225.4 x 50 x 55	225.4 x 100 x 55	225.4 x 120 x 55	225.4 x 120 x 55
Order no.	Order no. as illustr. / vice-versa 72031 / 72032	7223	7243	7263
Price group I	-	-	-	-
Price group II	-	-	-	-

## Door with accent and open compartment versions

**Price group I**  
White lacquer  
Grey lacquer  
**Price group II**  
Natural oak  
Core walnut

## Type list

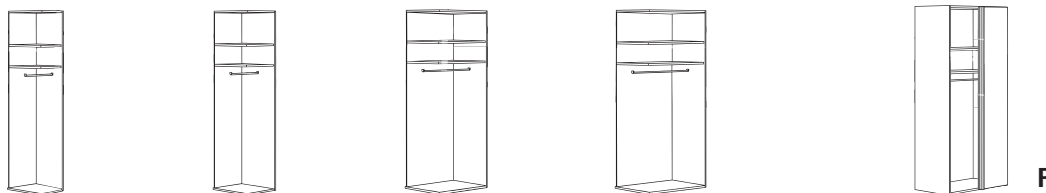
**now!** flexx  
by hülsta

**now!** wardrobes  
by hülsta

● ● ● made in germany

## Wardrobe extension units 10R 225.4 cm high

Standard interior fittings  
per unit: 2 fitted shelves,  
1 clothes rod



The corner extension unit can only be added on to a wardrobe basic unit. 1 door (see below) must be ordered for the corner extension unit. Required outer width: 115.5 cm (13.5 cm not usable).

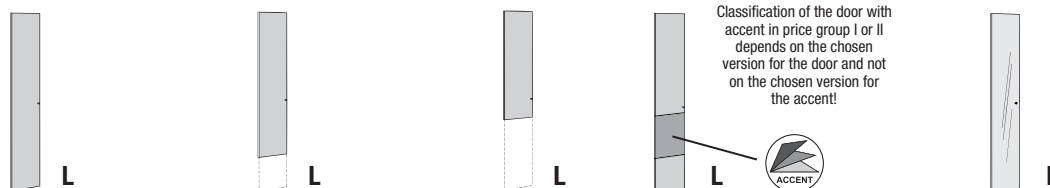
Article	Wardrobe extension units				Corner extension unit incl. corner wardrobe panel
	H x W x D in cm	225.4 x 40 x 59	225.4 x 50 x 59	225.4 x 80 x 59	225.4 x 100 x 59
Order no.	<b>7412</b>	<b>7512</b>	<b>7712</b>	<b>7112</b>	<b>Order no. as illustr. / vice-versa</b> <b>71222 / 71221</b>
Price group I	-	-	-	-	-
Price group II	-	-	-	-	-

## Doors for units 10R 49.6 cm wide

If several fronts are fitted on top of one another, their individual heights must amount to 10R!

Door in all front versions, accent in all accent versions possible.

Mirror on white lacquered base plate



Classification of the door with accent in price group I or II depends on the chosen version for the door and not on the chosen version for the accent!

Article	Door 10R	Door 8R	Door 6R	Door with accent 10R	Mirror door 10R
	H x W x D in cm	223.6 x 49.6 x 2	178.8 x 49.6 x 2	134.0 x 49.6 x 2	223.6 x 49.6 x 2
Order no.	<b>Order no. as illustr. / vice-versa</b> <b>73101 / 73102</b>	<b>Order no. as illustr. / vice-versa</b> <b>73081 / 73082</b>	<b>Order no. as illustr. / vice-versa</b> <b>73061 / 73062</b>	<b>Order no. as illustr. / vice-versa</b> <b>73151 / 73152</b>	<b>Order no. as illustr. / vice-versa</b> <b>73301 / 73302</b>
Price group I	-	-	-	-	-
Price group II	-	-	-	-	-

## Open compartment for units 10R

Open compartment 2R in the versions "Door with accent and open compartment" possible.

Open compartment can only be fitted in 4 or 6R height, in 39.6 and 49.6 cm width also in 8R height (cannot be fitted at base of unit). A linen shelf must be included as the top and bottom end unit.



Article	Open compartment 2R			
	H x W x D in cm	44.4 x 39.6 x 39.7	44.4 x 49.6 x 39.7	44.4 x 79.6 x 39.7
Order no.	<b>7240</b>	<b>7250</b>	<b>7280</b>	<b>7290</b>
Price group I	-	-	-	-
Price group II	-	-	-	-

## Passepartout for units 10R

Vertical passepartout can only be fitted in combination with the horizontal passepartout. Passepartout in white lacquer, grey lacquer and in all wood versions possible.



Article	Vertical passepartout	Horizontal passepartout					Horizontal passepartout for corner extension unit
	H x W x D in cm	228.7 x 3.3 x 10	3.3 x 40 x 10	3.3 x 50 x 10	3.3 x 80 x 10	3.3 x 100 x 10	3.3 x 120 x 10
Order no.	<b>7622</b>	<b>7604</b>	<b>7605</b>	<b>7608</b>	<b>7610</b>	<b>7612</b>	<b>7611</b>
Price group I	-	-	-	-	-	-	-
Price group II	-	-	-	-	-	-	-

# E

## Wardrobe system 247.8 cm high

(225.4 cm high wardrobes:  
see previous double page)

For each project please re-  
member to leave a 2.0 cm  
gap to the ceiling and at the  
side for assembly!

## Wardrobe exterior carcass versions

**Price group I**  
White lacquer  
Grey lacquer  
**Price group II**  
Natural oak  
Core walnut

Wardrobe interior carcass in  
standard white lacquer

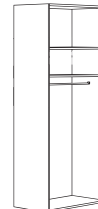
## Wardrobe front versions

**Price group I**  
White lacquer  
Grey lacquer  
High-gloss white lacquer  
High-gloss grey lacquer  
High-gloss sand lacquer  
**Price group II**  
Natural oak  
Core walnut

## Wardrobe basic units 11R

### 247.8 cm high

Standard interior fittings  
per unit: 2 fitted shelves,  
1 clothes rod



Article	Wardrobe basic units			
H x W x D in cm	247.8 x 42 x 59	247.8 x 52 x 59	247.8 x 82 x 59	247.8 x 102 x 59
Order no.	<b>7404</b>	<b>7504</b>	<b>7704</b>	<b>7104</b>
Price group I	-	-	-	-
Price group II	-	-	-	-

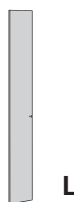
## Doors for units 11R

### 39.6 cm wide

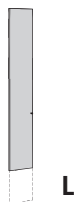
If several fronts are fitted on top of one another,  
their individual heights must amount to 11R!

Door in all front versions,  
accent in all accent  
versions possible.

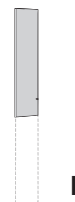
Mirror on white  
lacquered base plate



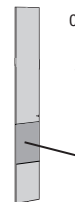
L



L

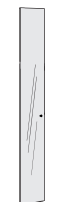


L



L

Classification of the door with  
accent in price group I or II  
depends on the chosen  
version for the door and not  
on the chosen version for  
the accent!

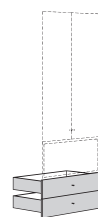
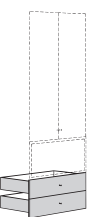



L

Article	Door 11R	Door 9R	Door 7R	Door with accent 11R	Mirror door 11R
H x W x D in cm	246 x 39.6 x 2	201.2 x 39.6 x 2	156.4 x 39.6 x 2	246 x 39.6 x 2	246 x 39.6 x 2
Order no.	<b>Order no. as illustr. / vice-versa 74111 / 74112</b>	<b>Order no. as illustr. / vice-versa 74091 / 74092</b>	<b>Order no. as illustr. / vice-versa 74071 / 74072</b>	<b>Order no. as illustr. / vice-versa 74161 L / 74162 R</b>	<b>Order no. as illustr. / vice-versa 74311 / 74312</b>
Price group I	-	-	-	-	-
Price group II	-	-	-	-	-

## Drawer sets for units 11R

Drawers in all versions possible. Changing versions within the drawer fronts are possible. Please state all the versions clearly in the order!  
If versions from different price groups are exchanged, the higher price group is always charged.  
A linen shelf must be included as the top end unit

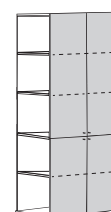
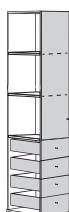


Article	Set of 2 drawers 2R			
H x W x D in cm	44.4 x 39.6 x 52	44.4 x 49.6 x 52	44.4 x 79.6 x 52	44.4 x 99.6 x 52
Order no.	<b>7246</b>	<b>7255</b>	<b>7286</b>	<b>7295</b>
Price group I	-	-	-	-
Price group II	-	-	-	-

## Intermediate units 11R

### 247.8 cm high

Only suitable as an intermediate unit (between two wardrobe units). Two intermediate units can also be placed adjacently to one another. Changing versions within the fronts are possible. Please state all the versions clearly in the order! If versions from different price groups are exchanged, the higher price group is always charged.



Article	Intermediate unit E	Intermediate unit F	Intermediate unit G	Intermediate unit H
H x W x D in cm	247.8 x 50 x 55	247.8 x 100 x 55	247.8 x 120 x 55	247.8 x 120 x 55
Order no.	<b>Order no. as illustr. / vice-versa 72051 / 72052</b>	<b>7225</b>	<b>7245</b>	<b>7265</b>
Price group I	-	-	-	-
Price group II	-	-	-	-

## Door with accent and open compartment versions

**Price group I**  
White lacquer  
Grey lacquer  
**Price group II**  
Natural oak  
Core walnut

## Type list

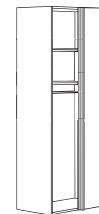
**now!** flexx  
by hülsta

**now!** wardrobes  
by hülsta

● ● ● made in germany

## Wardrobe extension units 11R 247.8 cm high

Standard interior fittings  
per unit: 2 fitted shelves,  
1 clothes rod



R

The corner extension unit can only be added on to a wardrobe basic unit. 1 door (see below) must be ordered for the corner extension unit. Required outer width: 115.5 cm (13.5 cm not usable).

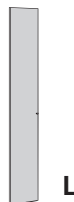
Article	Wardrobe extension units				Corner extension unit incl. corner wardrobe panel
	H x W x D in cm	247.8 x 40 x 59	247.8 x 50 x 59	247.8 x 80 x 59	247.8 x 100 x 59
Order no.	<b>7414</b>	<b>7514</b>	<b>7714</b>	<b>7114</b>	<b>Order no. as illustr. / vice-versa 71242 / 71241</b>
Price group I	-	-	-	-	-
Price group II	-	-	-	-	-

## Doors for units 11R 49.6 cm wide

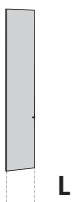
If several fronts are fitted on top of one another, their individual heights must amount to 11R!

Door in all front versions, accent in all accent versions possible.

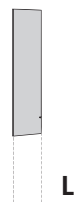
Mirror on white lacquered base plate



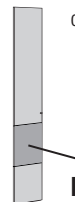
L



L

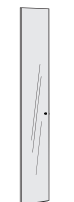


L



L

Classification of the door with accent in price group I or II depends on the chosen version for the door and not on the chosen version for the accent!



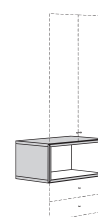
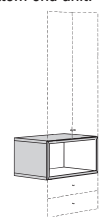
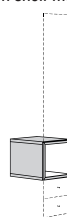
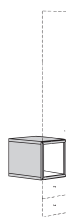
L

Article	Door 11R	Door 9R	Door 7R	Door with accent 11R	Mirror door 11R
	H x W x D in cm	246 x 49.6 x 2	201.2 x 49.6 x 2	156.4 x 49.6 x 2	246 x 49.6 x 2
Order no.	<b>Order no. as illustr. / vice-versa 73111 / 73112</b>	<b>Order no. as illustr. / vice-versa 73091 / 73092</b>	<b>Order no. as illustr. / vice-versa 73071 / 73072</b>	<b>Order no. as illustr. / vice-versa 73161 / 73162</b>	<b>Order no. as illustr. / vice-versa 73311 / 73312</b>
Price group I	-	-	-	-	-
Price group II	-	-	-	-	-

## Open compartment for units 11R

Open compartment 2R in the versions "Door with accent and open compartment" possible.

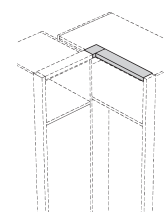
Open compartment can only be fitted in 4 or 6R height, in 39.6 and 49.6 cm width also in 8R height (cannot be fitted at base of unit).  
A linen shelf must be included as the top and bottom end unit.



Article	Open compartment 2R			
	H x W x D in cm	44.4 x 39.6 x 39.7	44.4 x 49.6 x 39.7	44.4 x 79.6 x 39.7
Order no.	<b>7240</b>	<b>7250</b>	<b>7280</b>	<b>7290</b>
Price group I	-	-	-	-
Price group II	-	-	-	-

## Passepartout for units 11R

Vertical passepartout can only be fitted in combination with the horizontal passepartout.  
Passepartout in white lacquer, grey lacquer and in all wood versions possible.



Article	Vertical passepartout	Horizontal passepartout					Horizontal passepartout for corner extension unit
	H x W x D in cm	251.1 x 3.3 x 10	3.3 x 40 x 10	3.3 x 50 x 10	3.3 x 80 x 10	3.3 x 100 x 10	3.3 x 120 x 10
Order no.	<b>7624</b>	<b>7604</b>	<b>7605</b>	<b>7608</b>	<b>7610</b>	<b>7612</b>	<b>7611</b>
Price group I	-	-	-	-	-	-	-
Price group II	-	-	-	-	-	-	-

# E

## Lamps, accessories

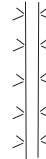
### Lamps for wardrobe 10 and 11R

Top LED lamp, fitted on wardrobe; incl. footswitch and preliminary transformer; required assembly height: 4.6 cm

LED lamps for vertical passepartout (set of 2); incl. footswitch and preliminary transformer

This luminaire contains built-in LED lamps of the energy classes A++ to A. The lamps cannot be changed in the luminaire. 12 V

Remote control for LED lamps: Type 3333 -



Article	Top LED lamp	LED lamps for passepartout
Order no.	2.0 W <b>708060</b>	220 cm high, 6.0 W <b>708670</b>
	-	-

LED light strip, for fitting in open compartment 2R of the wardrobes; incl. footswitch and preliminary transformer

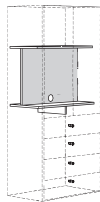
This luminaire contains built-in LED lamps of the energy classes A++ to A. The lamps cannot be changed in the luminaire. 12 V

Remote control for LED lamps: Type 3333 -



Article	LED light strip for open compartment			
Order no.	for 39.6 cm width; 1.2 W <b>708030</b>	for 49.6 cm width; 1.8 W <b>708040</b>	for 79.6 cm width; 2.4 W <b>708070</b>	for 99.6 cm width; 2.7 W <b>708080</b>
	-	-	-	-

### Interior TV unit fittings for intermediate units F, G and H



TV compartment including cable aperture in TV panel (usable inside dims.: 68,1 cm high, 98.0 or 118.0 cm wide, 35.5 cm deep; max. load: 60 kg); 2 open compartments below for electronic equipment (usable inside dims per compartment: 10.0 cm high, 48.0 or 58.0 cm wide, 47.0 cm deep)

Please note:

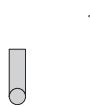
- When interior TV unit fittings are included, the doors of the intermediate units are fitted with 165° hinges ex-works.
- The 2 fitted shelves, which are fitted standard in the intermediate unit behind doors, are omitted and the price has already been deducted.
- Because of the 165° hinges on the intermediate unit including the interior TV unit fittings, the door hinges of any 1-door wardrobe units included which are situated directly next to the intermediate unit must be fitted on the side next to this intermediate unit! Cannot be planned directly next to a corner extension unit!

Article	Interior TV unit fitting for intermediate unit F	Interior TV unit fitting for intermediate unit G and H
Order no.	<b>7962</b>	<b>7961</b>
	-	-

### Accessories

#### Optional rod handle

Rod handle in stainless-steel look; can only be fitted on 10 and 11R high wardrobe doors



#### Optional handle grip

Handle grip in wooden version; can only be fitted on 10 and 11R high wardrobe doors; not possible on 10 and 11R mirror doors



#### High-gloss care set

Polish, polishing sponge and polishing cloth (incl. instructions) for protecting and maintaining the high-gloss surfaces.

Article	Rod handle	Handle grip in natural oak	Handle grip in core walnut	High-gloss care set
H x W x D in cm	134 x 1.2 x 5	134 x 3.7 x 1.9	134 x 3.7 x 1.9	
Order no.	<b>7350</b>	<b>7341</b>	<b>7340</b>	<b>4444</b>
	-	-	-	-



# Wardrobe interior fittings

Please be sure to observe the notes on the introductory page concerning fitting wardrobe interior fittings!

## Interior fittings version

White lacquer

## Type list



**now!** wardrobes  
by hülsta

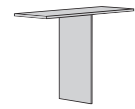
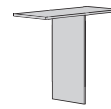
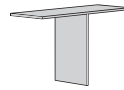
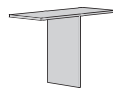
● ● ● made in germany

## Interior fittings



Article	Linen and intermediate shelf				
H x W x D in cm	2.2 x 38 x 56.5	2.2 x 48 x 56.5	2.2 x 78 x 56.5	2.2 x 98 x 56.5	2.2 x 118 x 56.5
Order no.	<b>7914</b>	<b>7915</b>	<b>7918</b>	<b>7911</b>	<b>7919</b>
	-	-	-	-	-

In the case of a 4 (or 6) Raster partition, 3 (or 5) Raster high interior fittings at most can be included for constructional reasons.



Article	4R partition incl. cover shelf		6R partition incl. cover shelf	
H x W x D in cm	85.2 x 78 x 56.5	85.2 x 98 x 56.5	130 x 78 x 56.5	130 x 98 x 56.5
Order no.	<b>7905</b>	<b>7904</b>	<b>7907</b>	<b>7906</b>
	-	-	-	-

LED lamp, with automatic switch and motion detector, incl. preliminary transformer. Cannot be fitted in corner extension units.

This luminaire contains built-in LED lamps of the energy classes A++ to A.  
The lamps cannot be changed in the luminaire. 12 V

2.3 W



3 W



5 W



6 W



7.5 W



Article	Illuminated LED shelf				
H x W x D in cm	2.2 x 38 x 56	2.2 x 48 x 56	2.2 x 78 x 56	2.2 x 98 x 56	2.2 x 118 x 56
Order no.	<b>7954</b>	<b>7955</b>	<b>7958</b>	<b>7951</b>	<b>7959</b>
	-	-	-	-	-

A cover shelf must be included as the top end unit of sets of drawers.



Article	Cover shelf		
H x W x D in cm	2.2 x 48 x 49	2.2 x 78 x 49	2.2 x 98 x 49
Order no.	<b>7925</b>	<b>7921</b>	<b>7920</b>
	-	-	-

chrome



chrome



chrome; uniform tubular steel, with 2 holders



Article	Pull-out trouser holder	Tie holder	Clothes rod				
H x W x D in cm	29.5 x 25 x 8	26 x 50.5 x 7.5	3 x 38 x 1.5	3 x 48 x 1.5	3 x 78 x 1.5	3 x 98 x 1.5	3 x 118 x 1.5
Order no.	<b>782099</b>	<b>781099</b>	<b>799399</b>	<b>799499</b>	<b>799899</b>	<b>799999</b>	<b>799199</b>
	-	-	-	-	-	-	-

# E

## Wardrobe interior fittings

Please be sure to observe the notes on the introductory page concerning fitting wardrobe interior fittings!

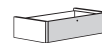
Interior fittings version

White lacquer

### Sets of drawers

for fitting in wardrobes on plinth shelf or as wall unit. Set of drawers can only be included in combination with a cover shelf or a partition incl. cover shelf (cannot be fitted in corner extension units). To form the top end of the set of drawers a cover shelf must be included. Drawers with **hülsta-SoftFlow**.

#### 1 Raster sets of drawers, 22.4 cm high



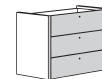
Article	Drawer with wooden front		
H x W x D in cm	22.4 x 48 x 48.5	22.4 x 78 x 48.5	22.4 x 98 x 48.5
Order no.	7814	7817	7815
	-	-	-

#### 2 Raster sets of drawers, 44.8 cm high



Article	2 drawers with wooden front		
H x W x D in cm	44.8 x 48 x 48.5	44.8 x 78 x 48.5	44.8 x 98 x 48.5
Order no.	7820	7826	7821
	-	-	-

#### 3 Raster sets of drawers, 67.2 cm high



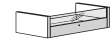
Article	3 drawers with wooden front		
H x W x D in cm	67.2 x 48 x 48.5	67.2 x 78 x 48.5	67.2 x 98 x 48.5
Order no.	7830	7836	7831
	-	-	-

#### 4 Raster sets of drawers, 89.6 cm high



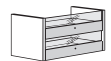
Article	4 drawers with wooden front		
H x W x D in cm	89.6 x 48 x 48.5	89.6 x 78 x 48.5	89.6 x 98 x 48.5
Order no.	7840	7846	7841
	-	-	-

1 Raster sets of drawers,  
22.4 cm high



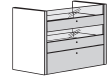
Article	Drawer with wooden/glass front		
H x W x D in cm	22.4 x 48 x 48.5	22.4 x 78 x 48.5	22.4 x 98 x 48.5
Order no.	7812	7816	7813
	-	-	-

2 Raster sets of drawers,  
44.8 cm high



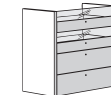
Article	1 drawer with wooden/glass front / 1 drawer with wooden front			2 drawers with wooden/glass front		
H x W x D in cm	44.8 x 48 x 48.5	44.8 x 78 x 48.5	44.8 x 98 x 48.5	44.8 x 48 x 48.5	44.8 x 78 x 48.5	44.8 x 98 x 48.5
Order no.	7822	7827	7823	7824	7828	7825
	-	-	-	-	-	-

3 Raster sets of drawers,  
67.2 cm high



Article	1 drawer with wooden/glass front / 2 drawers with wooden front			2 drawers with wooden/glass front / 1 drawer with wooden front		
H x W x D in cm	67.2 x 48 x 48.5	67.2 x 78 x 48.5	67.2 x 98 x 48.5	67.2 x 48 x 48.5	67.2 x 78 x 48.5	67.2 x 98 x 48.5
Order no.	7832	7837	7833	7834	7838	7835
	-	-	-	-	-	-

4 Raster sets of drawers,  
89.6 cm high



Article	1 drawer with wooden/glass front / 3 drawers with wooden front			2 drawers with wooden/glass front / 2 drawers with wooden front		
H x W x D in cm	89.6 x 48 x 48.5	89.6 x 78 x 48.5	89.6 x 98 x 48.5	89.6 x 48 x 48.5	89.6 x 78 x 48.5	89.6 x 98 x 48.5
Order no.	7842	7847	7843	7844	7848	7845
	-	-	-	-	-	-

## Possible arrangements



# Sketch raster for the now! flexx range

Type list



● ● ● made in germany

Please superimpose unlined paper and write firmly. In order to avoid slipping, use two paper clips or fold the edge of the drawing sheet.

### Check list

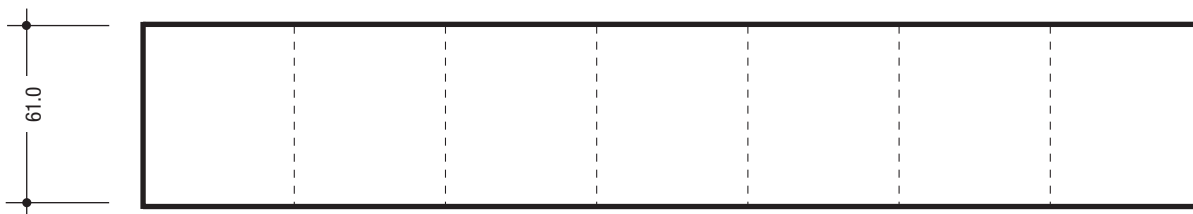
- 1.) Do the **sketch** and the **order** match? Do the **dimensions** and the **sketch** match the type number? Are all **type numbers** correctly stated in the sketch? Can one see the position of **door hinges**?
- 2.) Are all **type numbers** correct? Have you perhaps confused **price** and **type numbers**?
- 3.) In combinations of **wooden, lacquer and high-gloss lacquer versions**: is it clear which units are to be delivered in which version?
- 4.) Are all **accessories** such as lamps etc. included in the sketch?
- 5.) Is this an **additional order**? If so, when was the **original order**? If possible, include a sketch on which the existing and new units are clearly marked.

Please also remember the planning notes on the introductory pages!

Sizes in cm	Raster	42	52	82	102	122	152	162	202	242	252	282	302	322	352
247.8	— 11														
225.4	— 10														
203.0	— 9														
180.6	— 8														
158.2	— 7														
135.8	— 6														
113.4	— 5														
91.0	— 4														
68.6	— 3														
46.2	— 2														
23.8	— 1														

Base sketch

Scale 1 : 25



### Important note!

Please do not forget to include the following details with each order. This avoids time-consuming correspondence and unnecessary delays in delivery.

Version(s)	Customer	Date	Commission
------------	----------	------	------------

# E now! slide BEAUTIFUL FORM, QUIET, TIDY: SMART GLIDING-DOOR WARDROBES.

Gliding is one of the most beautiful functions that furniture can have. Magnanimous, individually designed fronts that glide gently to the side and give you full view of your clothes are what make now! slide stand out. The sliding-doors (or, to be more exact, gliding-doors) do not only look good, they also save space compared to hinge-doors. now! slide comes in two heights and three widths. You can have the carcass in white lacquer or grey lacquer, choose the front from many different lacquer and high-gloss lacquer surface versions and combine these with one another or enhance them with accents. You can also fit out the wardrobe interior with all kinds of practical compartments, drawers and clothes rods, just as you like.

## Planning notes

### Lists of versions

#### Wardrobe exterior carcass versions

**Price group I**  
White lacquer  
Grey lacquer

Wardrobe interior carcass in standard white lacquer


#### Wardrobe front versions

**Price group I**  
White lacquer  
Grey lacquer  
Sand lacquer  
**Price group II**  
High-gloss white lacquer  
High-gloss grey lacquer  
High-gloss sand lacquer

#### Accent versions

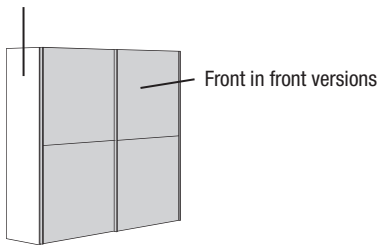
White lacquer  
Grey lacquer  
Sand lacquer  
High-gloss white lacquer  
High-gloss grey lacquer  
High-gloss sand lacquer

Natural oak  
Core walnut



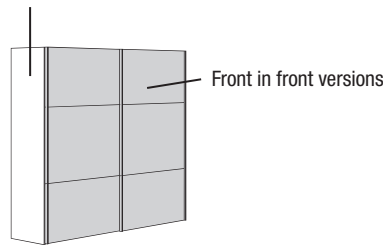
#### Sliding-door wardrobe design A

Carcass in wardrobe exterior carcass versions; wardrobe interior carcass in standard white lacquer



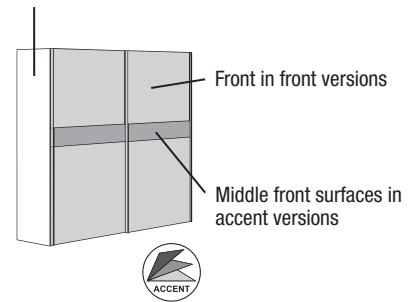
#### Sliding-door wardrobe design B

Carcass in wardrobe exterior carcass versions; wardrobe interior carcass in standard white lacquer



#### Sliding-door wardrobe design C

Carcass in wardrobe exterior carcass versions; wardrobe interior carcass in standard white lacquer



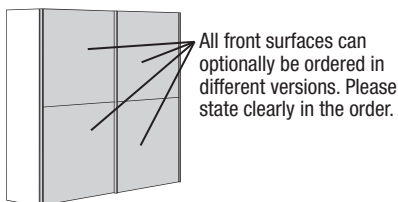
#### Changing versions carcass/front

With the now! slide sliding-door wardrobes you can choose the carcass and the front in different versions. Please state this clearly in the order. If versions from different price groups are exchanged, the higher price group is always charged. **Please state all the versions clearly in the order!**

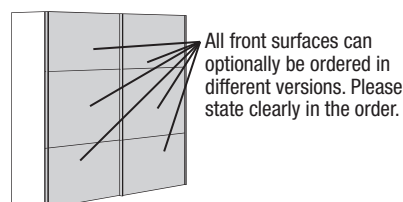
#### Changing versions within the front

In now! slide sliding-door wardrobes it is possible to order parts of the front in different versions. If versions from different price groups are exchanged, the higher price group is always charged. **Please state all the versions clearly in the order!**

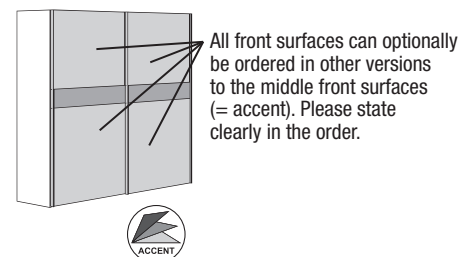
#### Sliding-door wardrobe design A



#### Sliding-door wardrobe design B



#### Sliding-door wardrobe design C



Please be sure to see the “now! general“ chapter on the following subjects:

- Important notes on including lighting
- Remote control unit for LED lamps
- IR repeater set for lowboards
- Flatscreen TV sizes overview
- Flap hinge
- Wall units
- Maximum loads
- Quality of walls / assembly instructions

## Type list

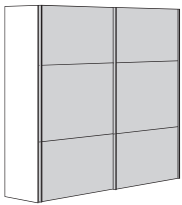
now!  
by hülsta slide

now! wardrobes  
by hülsta

● ● ● made in germany

## Planning a sliding-door wardrobe

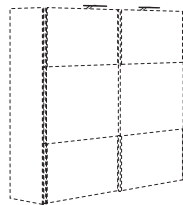
### Planning step 1



#### Choice of unit

Note:  
Please state all the versions clearly in the order (see here the information on the previous page).

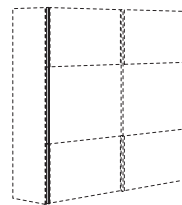
### Planning step 2



#### Choice of optional lamps

- Top LED lamp

### Planning step 3



#### Choice of optional handle grip

### Planning step 4



#### Choice of interior fittings

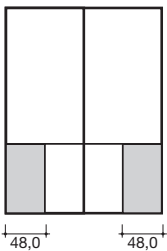
such as:  
- Linen and intermediate shelves  
- Partition incl. cover shelf  
- LED lamps  
- Sets of drawers  
- Further accessories such as trouser or tie holders

## Planning interior fittings

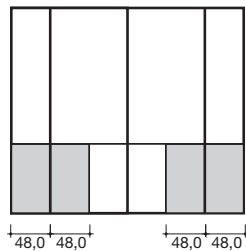
### Sets of drawers

for fitting in wardrobes on plinth shelf or as wall unit. Sets of drawers can only be included in combination with a cover shelf or a centre partition incl. cover shelf (in 202 and 302 cm wide sliding-door wardrobes only 48 cm wide sets of drawers, in 252 cm wide sliding-door wardrobes 48 cm as well as 98 cm wide sets of drawers). Assembly can only be done at the carcass outer side-sections of the sliding-door wardrobes. To form the top end of the set of drawers a cover shelf must be included. Drawers with **hülsta-SoftFlow**.

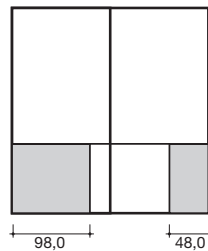
#### Sliding-door wardrobe, 202 cm wide



#### Sliding-door wardrobe, 302 cm wide



#### Sliding-door wardrobe, 252 cm wide



#### For sliding-door wardrobes, 202 cm or 302 cm wide:

Sets of drawers (can only be planned in combination with a cover shelf or a partition incl. cover shelf) can **only be fitted in 48 cm width on the carcass outer side-sections** of the sliding-door wardrobe.

#### For sliding-door wardrobes, 252 cm wide:

Sets of drawers (can only be planned in combination with a cover shelf or a partition incl. cover shelf) can be fitted **in 48 cm as well as in 98 cm width on the carcass outer side-sections** of the sliding-door wardrobe.

- **hülsta-SoftGlide:** Doors of the sliding-door wardrobes with auto pull-in feature with brake
- **hülsta-SoftFlow:** All drawers with auto pull-in feature with brake as fully pull-out units
- Since 1996, we are entitled to label all of our modular furniture and base frames with the strictly regulated “Blue Angel”, which awards products that are low in emissions and especially environmentally friendly.



# E

## Wardrobe system

For each project please remember to leave a 2.0 cm gap to the ceiling and at the side for assembly!

### Wardrobe exterior carcass versions

**Price group I**  
White lacquer  
Grey lacquer

Wardrobe interior carcass in standard white lacquer

### Wardrobe front versions

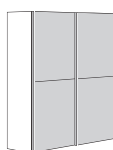
**Price group I**  
White lacquer  
Grey lacquer  
Sand lacquer  
**Price group II**  
High-gloss white lacquer  
High-gloss grey lacquer  
High-gloss sand lacquer

### Sliding-door wardrobes 10R 225.4 cm high design A

Wardrobe consisting of 2 carcass units (for 202 cm and 252 cm width) or of 4 carcass units (for 302 cm width). Standard interior fittings per unit: 2 fitted shelves, 1 clothes rod

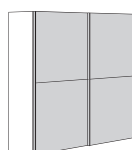
All front surfaces can optionally be ordered in different versions. Please state clearly in the order. If versions from different price groups are exchanged, the higher price group is always charged.

with 1 partition;  
wardrobe inside widths: 2x 98 cm



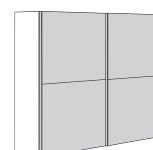
98 | 98

with 1 partition;  
wardrobe inside widths: 2x 123 cm



123 | 123

with 3 partitions;  
wardrobe inside widths outer carcasses: 48 cm each  
wardrobe inside widths inner carcasses: 98 cm each



48 | 98 | 98 | 48

Wardrobe inside widths in cm:

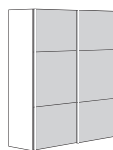
Article	Sliding-door wardrobe design A 202	Sliding-door wardrobe design A 252	Sliding-door wardrobe design A 302
H x W x D in cm	225.4 x 202 x 67.8	225.4 x 252 x 67.8	225.4 x 302 x 67.8
Order no.	<b>A6020</b>	<b>A6025</b>	<b>A6030</b>
Price group I	-	-	-
Price group II	-	-	-

### Sliding-door wardrobes 10R 225.4 cm high design B

Wardrobe consisting of 2 carcass units (for 202 cm and 252 cm width) or of 4 carcass units (for 302 cm width). Standard interior fittings per unit: 2 fitted shelves, 1 clothes rod

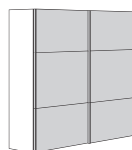
All front surfaces can optionally be ordered in different versions. Please state clearly in the order. If versions from different price groups are exchanged, the higher price group is always charged.

with 1 partition;  
wardrobe inside widths: 2x 98 cm



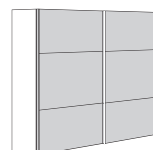
98 | 98

with 1 partition;  
wardrobe inside widths: 2x 123 cm



123 | 123

with 3 partitions;  
wardrobe inside widths outer carcasses: 48 cm each  
wardrobe inside widths inner carcasses: 98 cm each



48 | 98 | 98 | 48

Wardrobe inside widths in cm:

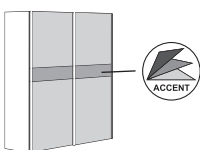
Article	Sliding-door wardrobe design B 202	Sliding-door wardrobe design B 252	Sliding-door wardrobe design B 302
H x W x D in cm	225.4 x 202 x 67.8	225.4 x 252 x 67.8	225.4 x 302 x 67.8
Order no.	<b>B6020</b>	<b>B6025</b>	<b>B6030</b>
Price group I	-	-	-
Price group II	-	-	-

### Sliding-door wardrobes 10R 225.4 cm high design C with accent

Wardrobe consisting of 2 carcass units (for 202 cm and 252 cm width) or of 4 carcass units (for 302 cm width). Standard interior fittings per unit: 2 fitted shelves, 1 clothes rod

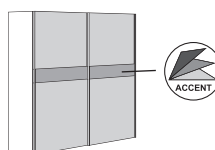
All front surfaces can optionally be ordered in other versions to the middle front surfaces (= accent). Please state clearly in the order. If versions from different price groups are exchanged, the higher price group is always charged.

with 1 partition;  
wardrobe inside widths: 2x 98 cm



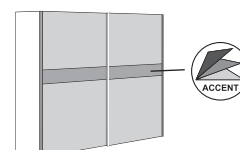
98 | 98

with 1 partition;  
wardrobe inside widths: 2x 123 cm



123 | 123

with 3 partitions;  
wardrobe inside widths outer carcasses: 48 cm each  
wardrobe inside widths inner carcasses: 98 cm each




48 | 98 | 98 | 48

Wardrobe inside widths in cm:

Article	Sliding-door wardrobe design C 202	Sliding-door wardrobe design C 252	Sliding-door wardrobe design C 302
H x W x D in cm	225.4 x 202 x 67.8	225.4 x 252 x 67.8	225.4 x 302 x 67.8
Order no.	<b>C6020</b>	<b>C6025</b>	<b>C6030</b>
Price group I	-	-	-
Price group II	-	-	-



## Accent versions

White lacquer	Natural oak
Grey lacquer	Core walnut
Sand lacquer	
High-gloss white lacquer	
High-gloss grey lacquer	
High-gloss sand lacquer	
	

## Type list

**now!**  
by hülsta **slide**

**now!** wardrobes  
by hülsta

● ● ● made in germany

## Optional handle grip of stainless steel, glossy

Sliding-doors are supplied in a standard version with handle grips made of aluminium. Handle grips of stainless steel, glossy are also possible (against a surcharge).



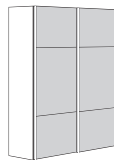
Article	Set of handle grips	
H x W x D in cm	222.5 x 2 x 3.6 (set for wardrobe height 10R)	244.8 x 2 x 3.6 (set for wardrobe height 11R)
Order no.	<b>66100</b>	<b>66110</b>
	-	-

## Sliding-door wardrobes 11R 247.8 cm high design B

Wardrobe consisting of 2 carcass units (for 202 cm and 252 cm width) or of 4 carcass units (for 302 cm width). Standard interior fittings per unit: 2 fitted shelves, 1 clothes rod

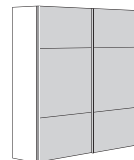
All front surfaces can optionally be ordered in different versions. Please state clearly in the order. If versions from different price groups are exchanged, the higher price group is always charged.

with 1 partition;  
wardrobe inside widths: 2x 98 cm



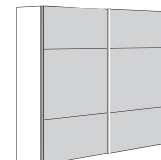
98 | 98

with 1 partition;  
wardrobe inside widths: 2x 123 cm



123 | 123

with 3 partitions;  
wardrobe inside widths outer carcasses: 48 cm each  
wardrobe inside widths inner carcasses: 98 cm each



48 | 98 | 98 | 48

Wardrobe inside widths in cm:

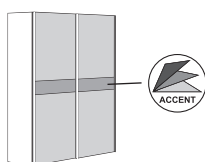
Article	Sliding-door wardrobe design B 202	Sliding-door wardrobe design B 252	Sliding-door wardrobe design B 302
H x W x D in cm	247.8 x 202 x 67.8	247.8 x 252 x 67.8	247.8 x 302 x 67.8
Order no.	<b>B6120</b>	<b>B6125</b>	<b>B6130</b>
Price group I	-	-	-
Price group II	-	-	-

## Sliding-door wardrobes 11R 247.8 cm high design C with accent

Wardrobe consisting of 2 carcass units (for 202 cm and 252 cm width) or of 4 carcass units (for 302 cm width). Standard interior fittings per unit: 2 fitted shelves, 1 clothes rod

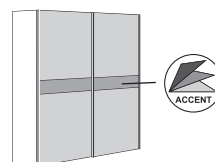
All front surfaces can optionally be ordered in other versions to the middle front surfaces (= accent). Please state clearly in the order. If versions from different price groups are exchanged, the higher price group is always charged.

with 1 partition;  
wardrobe inside widths: 2x 98 cm



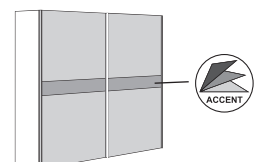
98 | 98

with 1 partition;  
wardrobe inside widths: 2x 123 cm



123 | 123

with 3 partitions;  
wardrobe inside widths outer carcasses: 48 cm each  
wardrobe inside widths inner carcasses: 98 cm each



48 | 98 | 98 | 48

Wardrobe inside widths in cm:

Article	Sliding-door wardrobe design C 202	Sliding-door wardrobe design C 252	Sliding-door wardrobe design C 302
H x W x D in cm	247.8 x 202 x 67.8	247.8 x 252 x 67.8	247.8 x 302 x 67.8
Order no.	<b>C6120</b>	<b>C6125</b>	<b>C6130</b>
Price group I	-	-	-
Price group II	-	-	-

# E

## Wardrobe interior fittings

Please be sure to observe the notes on the introductory page concerning fitting wardrobe interior fittings!

Interior fittings version

White lacquer

### Interior fittings

Article	Linen and intermediate shelf				
H x W x D in cm	2.2 x 23 x 55	2.2 x 48 x 55	2.2 x 73 x 55	2.2 x 98 x 55	2.2 x 123 x 55
Order no.	7905	7907	7906	7908	7909
	-	-	-	-	-

In the case of a 4 (or 6) Raster partition, 3 (or 5) Raster high interior fittings at most can be included for constructional reasons.

The position of the partition is variable for 123 cm width.

The position of the partition is variable for 123 cm width.

Article	4R partition incl. cover shelf		6R partition incl. cover shelf	
H x W x D in cm	85.2 x 98 x 55	85.2 x 123 x 55	130 x 98 x 55	130 x 123 x 55
Order no.	7804	7805	7806	7807
	-	-	-	-

LED lamp, with automatic switch and motion detector, incl. preliminary transformer.  
This luminaire contains built-in LED lamps of the energy classes A++ to A.  
The lamps cannot be changed in the luminaire. 12 V

3 W

6 W

7.5 W

Article	Illuminated LED shelf		
H x W x D in cm	2.2 x 48 x 56	2.2 x 98 x 56	2.2 x 123 x 56
Order no.	7990	7991	7992
	-	-	-

A cover shelf must be included as the top end unit of sets of drawers.

Article	Cover shelf	
H x W x D in cm	2.2 x 48 x 49	2.2 x 98 x 49
Order no.	7993	7994
	-	-

chrome

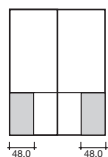
chrome

chrome; uniform tubular steel, with 2 holders

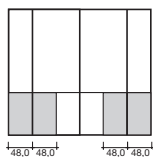
Article	Pull-out trouser holder	Tie holder	Clothes rod		
H x W x D in cm	29.5 x 25 x 8	26 x 50.5 x 7.5	3 x 48 x 1.5	3 x 98 x 1.5	3 x 123 x 1.5
Order no.	782099	781099	799499	799999	799123
	-	-	-	-	-

**Planning interior fittings:**  
See here also the now! slide introductory pages.

**Sliding-door wardrobe, 202 cm wide**



**Sliding-door wardrobe, 302 cm wide**



**Sliding-door wardrobe, 252 cm wide**



**Type list**

now! slide  
by hülsta

now! wardrobes  
by hülsta

● ● ● made in germany

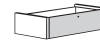
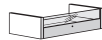
**For sliding-door wardrobes, 202 cm or 302 cm wide:**  
Sets of drawers (can only be planned in combination with a cover shelf or a partition incl. cover shelf) can **only be fitted in 48 cm width on the carcass outer side-sections** of the sliding-door wardrobe.

**For sliding-door wardrobes, 252 cm wide:**  
Sets of drawers (can only be planned in combination with a cover shelf or a partition incl. cover shelf) can be fitted in **48 cm as well as in 98 cm width on the carcass outer side-sections** of the sliding-door wardrobe.

**Sets of drawers**

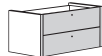
for fitting in wardrobes on plinth shelf or as wall unit. Sets of drawers can only be included in combination with a cover shelf or a centre partition incl. cover shelf (in 202 and 302 cm wide sliding-door wardrobes only 48 cm wide sets of drawers, in 252 cm wide sliding-door wardrobes 48 cm as well as 98 cm wide sets of drawers). Assembly can only be done at the carcass outer side-sections of the sliding-door wardrobes. To form the top end of the set of drawers a cover shelf must be included. Drawers with **hülsta-SoftFlow**.

**1 Raster sets of drawers, 22.4 cm high**



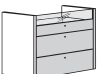
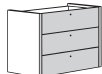
Article	Drawer with wooden/glass front		Drawer with wooden front	
H x W x D in cm	22.4 x 48 x 48.5		22.4 x 98 x 48.5	
Order no.	7812		7813	
	-		-	

**2 Raster sets of drawers, 44.8 cm high**



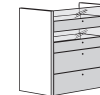
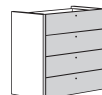
Article	2 drawers with wooden front		1 drawer with wooden/glass front / 1 drawer with wooden front		2 drawers with wooden/glass front	
H x W x D in cm	44.8 x 48 x 48.5		44.8 x 98 x 48.5		44.8 x 48 x 48.5	
Order no.	7820		7822		7824	
	-		-		-	

**3 Raster sets of drawers, 67.2 cm high**



Article	3 drawers with wooden front		1 drawer with wooden/glass front / 2 drawers with wooden front		2 drawers with wooden/glass front / 1 drawer with wooden front	
H x W x D in cm	67.2 x 48 x 48.5		67.2 x 48 x 48.5		67.2 x 48 x 48.5	
Order no.	7830		7832		7834	
	-		-		-	

**4 Raster sets of drawers, 89.6 cm high**



Article	4 drawers with wooden front		1 drawer with wooden/glass front / 3 drawers with wooden front		2 drawers with wooden/glass front / 2 drawers with wooden front	
H x W x D in cm	89.6 x 48 x 48.5		89.6 x 48 x 48.5		89.6 x 48 x 48.5	
Order no.	7840		7842		7844	
	-		-		-	

**Lamps for wardrobe**

Top LED lamp, fitted on wardrobe; incl. footswitch and preliminary transformer; required assembly height: 4.6 cm

This luminaire contains built-in LED lamps of the energy classes A++ to A. The lamps cannot be changed in the luminaire. 12 V

**Remote control for LED lamps:**  
Type 3333 -



Article	Top LED lamp
Order no.	2.0 W 708060
	-

**High-gloss care set**

Polish, polishing sponge and polishing cloth (incl. instructions) for protecting and maintaining the high-gloss surfaces.

Article	High-gloss care set
Order no.	4444
	-

## Possible arrangements



# Sketch raster for the now! slide range

Type list



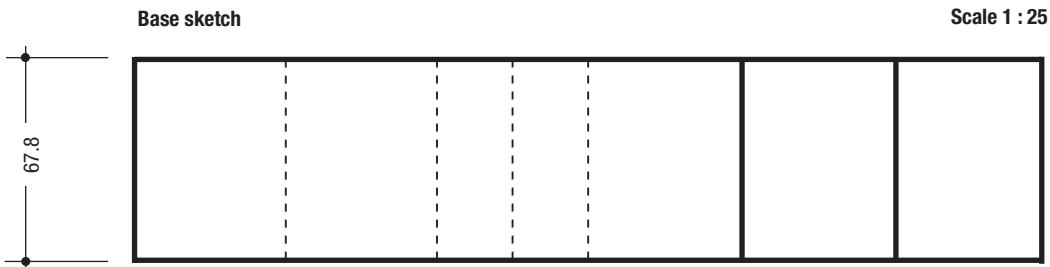
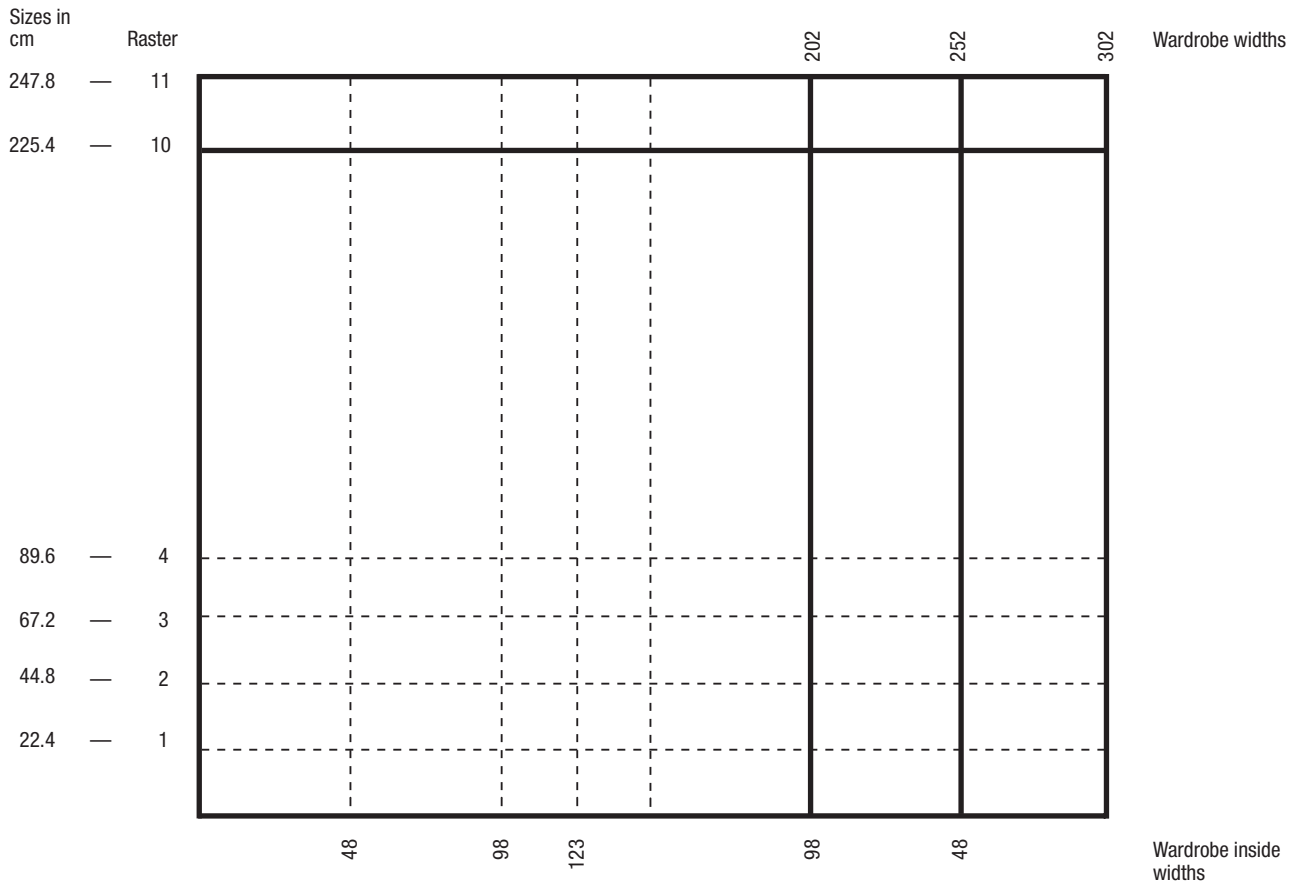
● ● ● made in germany

Please superimpose unlined paper and write firmly. In order to avoid slipping, use two paper clips or fold the edge of the drawing sheet.

### Check list

- 1.) Do the **sketch** and the **order** match? Do the **dimensions** and the **sketch** match the type number? Are all **type numbers** correctly stated in the sketch?
- 2.) Are all **type numbers** correct? Have you perhaps confused **price** and **type numbers**?
- 3.) In combinations of **wooden, lacquer and high-gloss lacquer versions**: is it clear which units are to be delivered in which version?
- 4.) Are all **accessories** such as lamps etc. included in the sketch?
- 5.) Have you remembered that the assembly of **interior fittings** can only be done at the carcass outer side-sections of the sliding-door wardrobes?
- 6.) Is this an **additional order**? If so, when was the **original order**? If possible, include a sketch on which the existing and new units are clearly marked.

Please also remember the planning notes on the introductory pages!



### Important note!

Please do not forget to include the following details with each order. This avoids time-consuming correspondence and unnecessary delays in delivery.

Version(s)	Customer	Date	Commission
------------	----------	------	------------

## Important notes on including lighting

In all now! ranges lighting with manual switches may only be included **on furniture units** (e.g. the top LED lamp for wardrobes) or **in open compartments, open carcasses or behind clear glass fronts or fronts with a clear glass panel** (e.g. the light strip with LED lamps). **It is not possible to include lighting behind non-transparent fronts (e.g. wood, lacquer, high-gloss fronts or fully rear-lacquered glass fronts).**

## Remote control set

### Remote control set

(only possible with lamps with LED technology)

The lamps are normally operated by an external footswitch. As an alternative we can also provide a **remote control unit**, which is charged extra. The remote control unit incorporates a transmitter with which you can switch all the LED lamps on and off (max. 6 lamps / max. 15 W). The footswitch is omitted when a remote control unit is included.

The remote control set consists of:

- 1 transmitter
- 1 receiver
- 1 LED EVG 12 V DC/15 W

Article	Remote control
	Set for LED lamps
Order no.	3333
	-

## IR repeater set

### IR repeater set

Infrared signal transmission set for operating media units behind wooden/high-gloss fronts. You can operate as many media units as you like in one compartment with one set. The following applies:

- At least 4 cm distance between unit and front
- One set must be used for each compartment
- The transmitter must be placed in the immediate vicinity of the receiver eye of the media unit
- High-frequency signals cannot be transmitted

The IR repeater set consists of:

- 1 receiver eye (Ø 3.0 cm) incl. standing bracket (4.2 x 5.5 x 3.0 cm)
- 1 electric transmitter
- 1 plug EVG 12 V
- Cable clamps

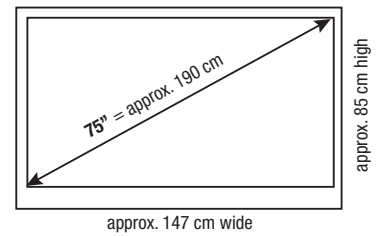
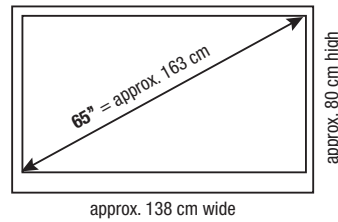
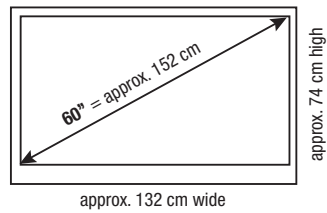
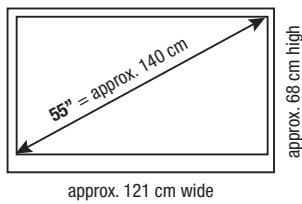
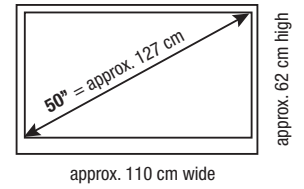
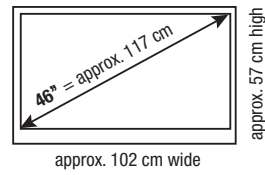
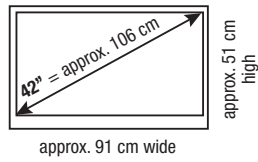
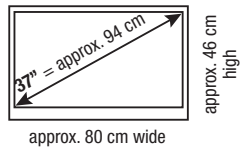
Article	Infrared repeater set
	for lowboards (1 set per compartment)
Order no.	7777
	-

## Flatscreen TV sizes overview

### Flatscreen TV sizes overview

These schematic drawings are only for purposes of orientation as to how high and wide flatscreen TV's with different screen diagonal measurements are. The sizes depicted below are however only approximate and vary according to the manufacturer.

On the basis of the sizes you can estimate approximately how wide a lowboard for example has to be so that the flatscreen TV does not protrude at the sides.



## Flap hinge

### Flap hinge

If not otherwise marked in the type list, all the units with a flap have the flaps hinges at the bottom.

**now! wardrobes**

Stand: E 5. 2018

Design and concept legally protected, subject to error and alterations to construction, colour and materials by way of technological progress.  
© Copyright by hülsta · Imprimé en Allemagne · Printed in Germany

hülsta-werke · Karl-Hüls-Straße 1 · D-48703 Stadtlohn  
Tel. +49 (0) 2563 / 86-0 · Fax +49 (0) 2563 / 86-1000  
[www.now.huelsta.com](http://www.now.huelsta.com)

